

**Total Active Registered Iraqis** **50,856**

## Standard Age and Gender

Age	0-4	5-11	12-17	18-35	36-59	60+	Total	%
Female	2,198	3,668	2,375	7,377	6,425	2,555	24,598	48.4%
Male	2,372	3,952	2,633	8,496	6,572	2,233	26,258	51.6%
Total	4,570	7,620	5,008	15,873	12,997	4,788	50,856	100%
	9.0%	15.0%	9.8%	31.2%	25.6%	9.4%		

## Place of Origin

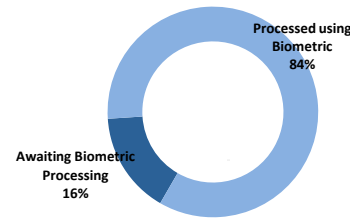
Baghdad	28,232	55.5%
Erbil	4,405	8.7%
Ninewa	3,369	6.6%
Basrah	3,118	6.1%
Anbar	3,036	6.0%
Dahuk	1,502	3.0%
Salah al-Din	1,154	2.3%
Thi-Qar	914	1.8%
Diyala	907	1.8%
Tameem	732	1.4%
Muthanna	460	0.9%
Babylon	400	0.8%
Sulaymaniyah	327	0.6%
Missan	316	0.6%
Najaf	269	0.5%
Wassit	252	0.5%
Qadissiya	181	0.4%
Kerbala	161	0.3%
Other	1,121	2.2%

## Specific Needs

Serious medical condition	4,292	8.4%
Specific legal and physical protection needs	1,676	3.3%
Disability	1,594	3.1%
Woman at risk	1,425	2.8%
Child at risk	1,242	2.4%
Single parent	690	1.4%
Older person at risk	603	1.2%
Unaccompanied or separated child	159	0.3%
Total	11,681	23.0%

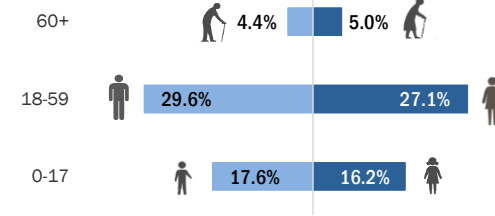
\* An individual can have more than one specific need

## Biometric Statistics (IRIS)



## UNHCR Jordan

### Age-Gender Breakdown

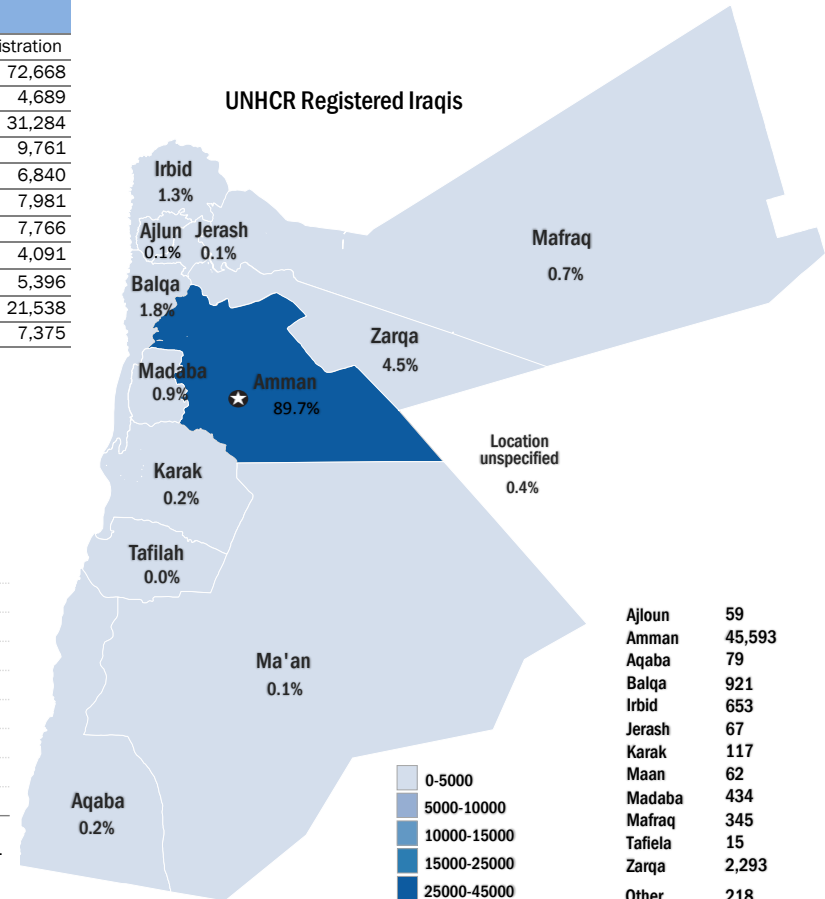


4,788	9.4%
28,870	56.8%
17,198	33.8%

## Arrivals

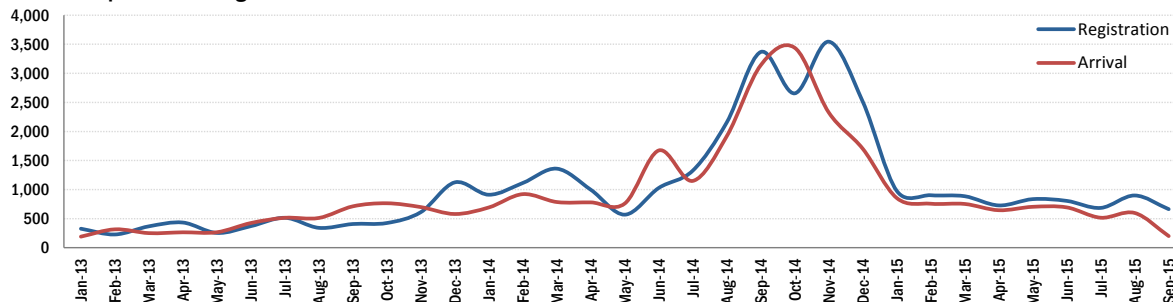
Arrival	Registration
Pre-2006	4,377
2006	3,393
2007	2,204
2008	1,159
2009	1,486
2010	2,163
2011	2,690
2012	2,900
2013	5,485
2014	19,286
2015	5,713

## UNHCR Registered Iraqis



Ajloun	59
Amman	45,593
Aqaba	79
Balqa	921
Irbid	653
Jerash	67
Karak	117
Ma'an	62
Madaba	434
Mafraq	345
Tafila	15
Zarqa	2,293
Other	218

## Iraqi Arrival & Registration Trends since Jan 2013



Interagency Portal: <http://data.unhcr.org/Syrianrefugees>  
 UNHCR on the web: <http://www.unhcr.org>; <http://www.unhcr.org>  
 UNHCR on Social network: <http://www.facebook.com/UNHCRJordan>; [http://twitter.com/And\\_Harper](http://twitter.com/And_Harper); <http://twitter.com/ZaatariCamp>  
 DAG Jordan

\* Coloured map only reflects refugees living outside camps.