

**Total Active Registered Syrians** **629,034**



Urban

**518,917**

**82.5%**



Camps

**110,117**

**17.5%**

## Standard Age and Gender

Age	0-4	5-11	12-17	18-35	36-59	60+	Total	%
Female	51,435	66,113	40,790	95,419	52,227	12,951	318,935	50.7%
Male	54,395	69,764	43,449	88,311	44,882	9,298	310,099	49.3%
Total	105,830	135,877	84,239	183,730	97,109	22,249	629,034	100%
	16.8%	21.6%	13.4%	29.2%	15.4%	3.5%		

## Place of Origin

Dar'a	280,868	44.7%
Homs	100,484	16.0%
Rural Damascus	77,211	12.3%
Aleppo	51,294	8.2%
Damascus	48,976	7.8%
Hama	30,834	4.9%
Ar-raqqa	10,495	1.7%
Idlib	9,758	1.6%
Al-hasakeh	4,585	0.7%
Deir-ez-zor	3,582	0.6%
Quneitra	2,861	0.5%
Lattakia	1,214	0.2%
As-sweida	1,151	0.2%
Tartous	341	0.1%
Other	5,380	0.9%

## Specific Needs

Specific legal and physical protection needs	45,460	7.2%
Child at risk	43,745	7.0%
Serious medical condition	34,958	5.6%
Woman at risk	25,138	4.0%
Single parent	18,470	2.9%
Disability	15,291	2.4%
Older person at risk	4,910	0.8%
Unaccompanied or separated child	4,640	0.7%
Total	192,612	30.6%

\* An individual can have more than one specific need

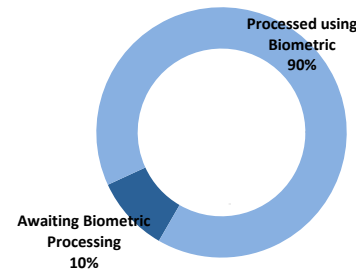
## Arrivals

Pre-2011	9,460	1.5%
2011	22,608	3.6%
2012	182,124	29.0%
2013	311,832	49.6%
2014	82,554	13.1%
2015	20,456	3.3%

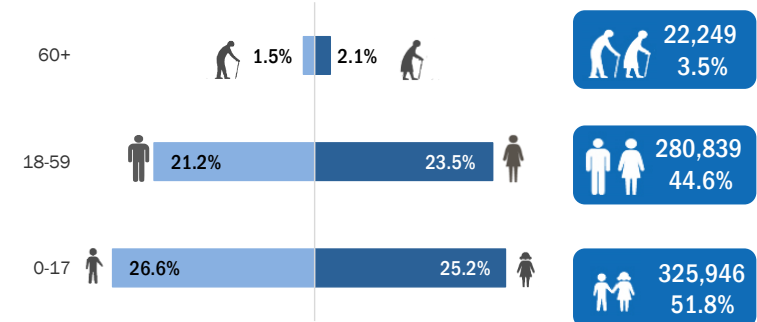
## Registration Trend

2011	2,361	0.2%
2012	129,337	13.7%
2013	665,223	70.2%
2014	121,392	12.8%
2015	29,130	3.1%

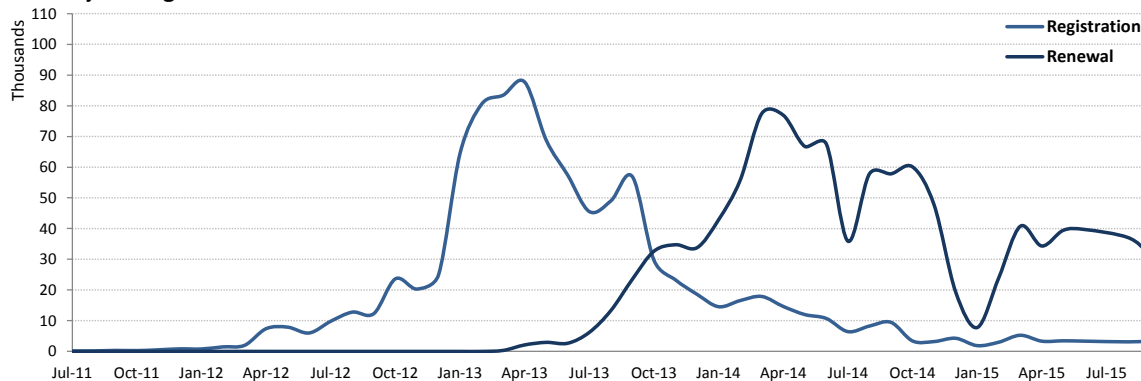
## Biometric Statistics (IRIS)



## Age-Gender Breakdown



## Syrian Registration Trend since 01 March 2011



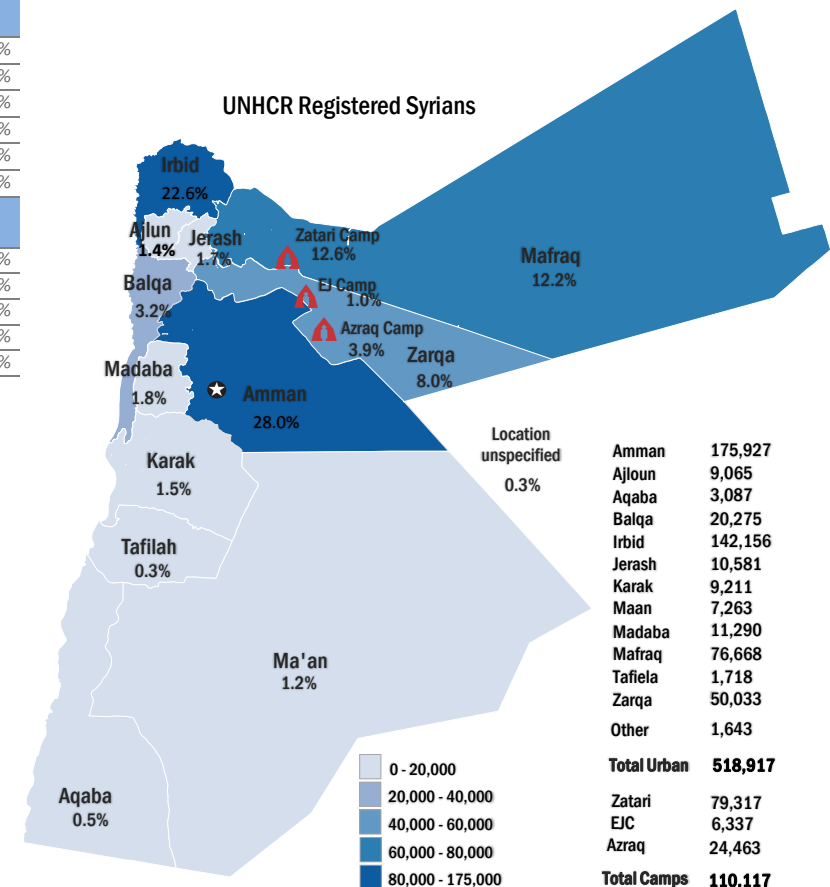
Interagency Portal: <http://data.unhcr.org/Syrianrefugees>

UNHCR on the web: <http://www.unhcr.org>

UNHCR on Social network: <http://www.facebook.com/UNHCRJordan>; [http://twitter.com/And\\_Harper](http://twitter.com/And_Harper); <http://twitter.com/ZaatariCamp>

DAG Jordan

## UNHCR Registered Syrians



\* Coloured map only reflects refugees living outside camps.