

Total Active Registered Syrians

628,619



Urban

519,228

82.6%



Camps

109,391

17.4%

Standard Age and Gender

Age	0-4	5-11	12-17	18-35	36-59	60+	Total	%
Female	51,379	66,037	40,786	95,458	52,141	12,951	318,752	50.7%
Male	54,388	69,623	43,443	88,311	44,793	9,309	309,867	49.3%
Total	105,767	135,660	84,229	183,769	96,934	22,260	628,619	100%
	16.8%	21.6%	13.4%	29.2%	15.4%	3.5%		

Place of Origin

Dar'a	281,338	44.8%
Homs	100,368	16.0%
Rural Damascus	77,130	12.3%
Aleppo	51,003	8.1%
Damascus	48,964	7.8%
Hama	30,735	4.9%
Ar-raqqa	10,343	1.6%
Idleb	9,748	1.6%
Al-hasakeh	4,544	0.7%
Deir-ez-zor	3,541	0.6%
Quneitra	2,859	0.5%
Lattakia	1,209	0.2%
As-sweida	1,118	0.2%
Tartous	340	0.1%
Other	5,379	0.9%

Specific Needs

Specific legal and physical protection needs	44,661	7.1%
Child at risk	43,213	6.9%
Serious medical condition	34,504	5.5%
Woman at risk	24,995	4.0%
Single parent	18,243	2.9%
Disability	15,161	2.4%
Older person at risk	4,852	0.8%
Unaccompanied or separated child	4,617	0.7%
Total	190,246	30.3%

* An individual can have more than one specific need

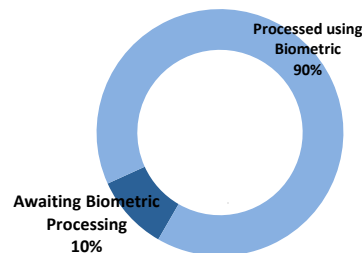
Arrivals

Pre-2011	9,460	1.5%
2011	22,605	3.6%
2012	182,471	29.0%
2013	312,384	49.7%
2014	82,544	13.1%
2015	19,155	3.0%

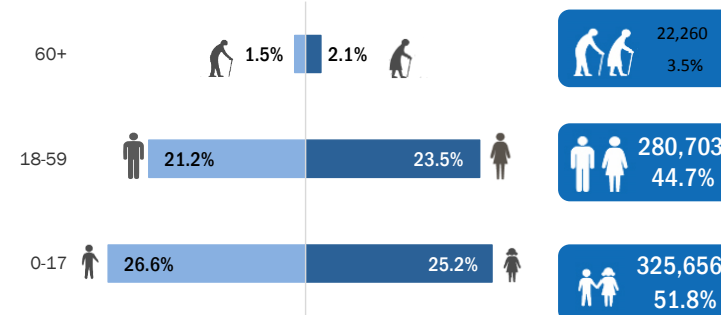
Registration Trend

2011	2,361	0.2%
2012	129,338	13.7%
2013	665,224	70.3%
2014	121,392	12.8%
2015	27,584	2.9%

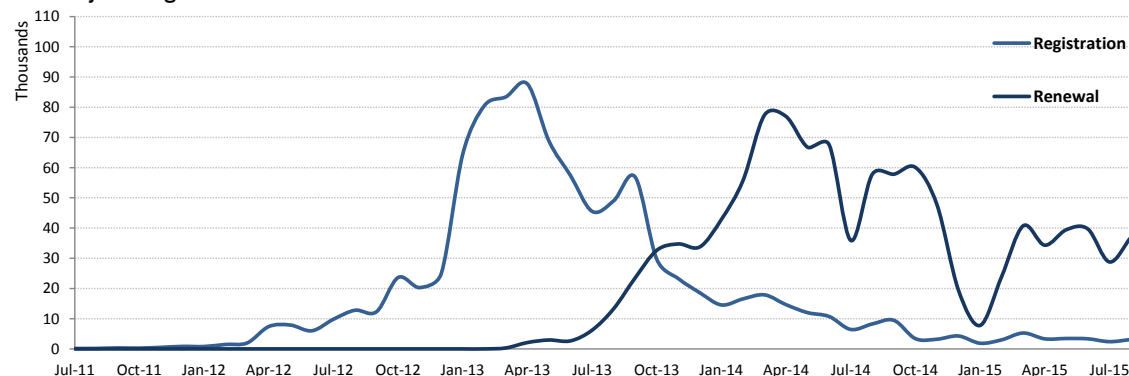
Biometric Statistics (IRIS)



Age-Gender Breakdown



Syrian Registration Trend since 01 March 2011



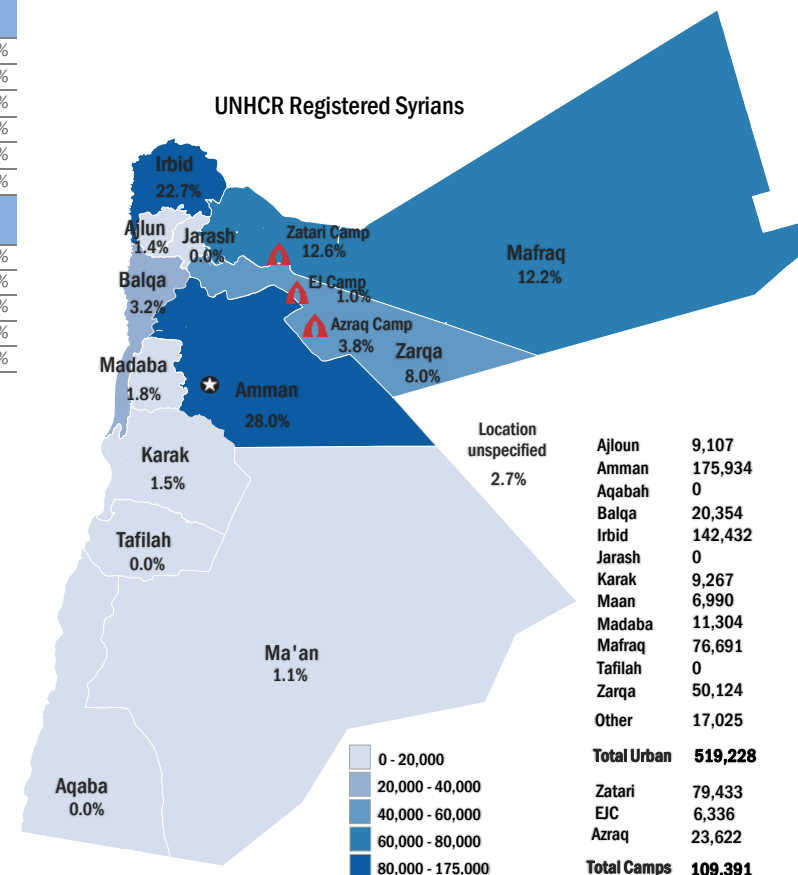
Interagency Portal: <http://data.unhcr.org/Syrianrefugees>

UNHCR on the web: <http://www.unhcr.org> ; <http://www.unhcr.org>

UNHCR on Social network: <http://www.facebook.com/UNHCRJordan> ; http://twitter.com/And_Harper ; <http://twitter.com/ZaatariCamp>

DAG Jordan

UNHCR Registered Syrians



* Coloured map only reflects refugees living outside camps.