

UNHCR Registration Trends for Syrian Persons of Concern

13 Sep 2015



Registration Unit

Total Persons of Concern

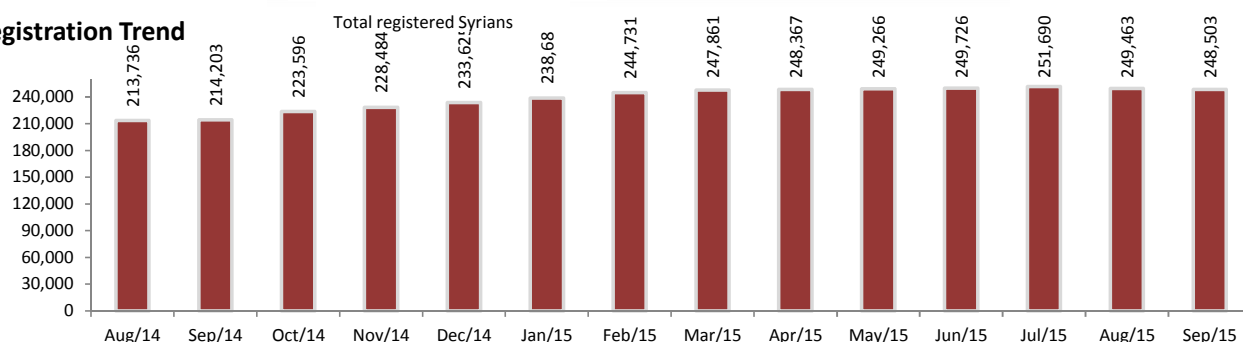
Individuals

248,503

Households

87,971

Registration Trend

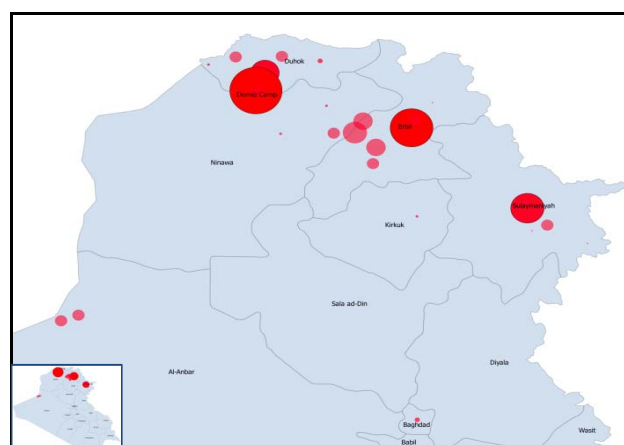
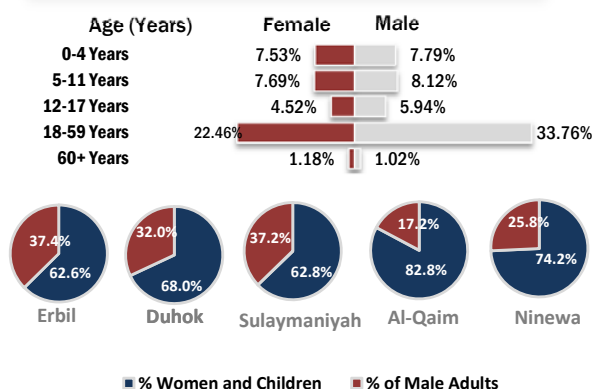


This profile is based on

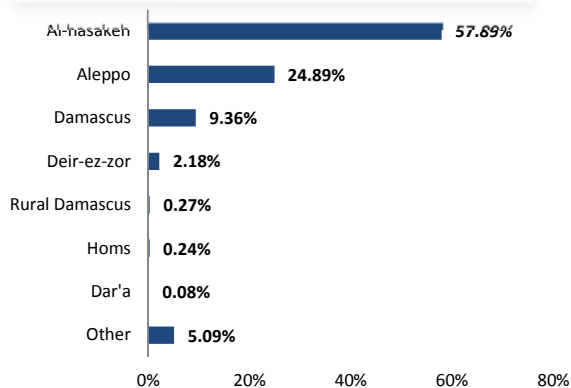
248,503

proGres registered individuals

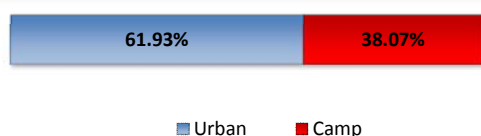
Age and Gender Breakdown



Place of Origin



Camp and non-camp population comparison



Governorate	Individuals	Households	% Total
Duhok	97,691	30,352	39.31%
Erbil	112,675	43,089	45.34%
Sulaymaniyah	29,919	11,875	12.04%
Anbar	4,512	1,151	1.82%
Ninewa	1,582	519	0.64%
Kirkuk	781	280	0.31%
Baghdad	568	295	0.23%
Other	775	410	0.31%
Total Iraq	248,503	87,971	100%

Camps Registered Population			
Camp	Individuals	Households	% Total
Al-Obaidi Camp	1,519	319	1.61%
Akre Settlement	1,430	345	1.51%
Domiz Camp 1	40,595	13,330	42.91%
Domiz Camp 2	6,345	1,421	6.71%
Gawilan Camp	7,248	1,784	7.66%
Basirna Camp	3,582	863	3.79%
Darashakran Camp	10,355	2,312	10.95%
Kawergosk Camp	10,112	2,672	10.69%
Qushtapa Camp	6,680	1,769	7.06%
Arbat Camp	6,741	1,812	7.13%
Total	94,607	26,627	100%

From 16 June 2014, as Al-Obaidi Camp became inaccessible to UN agencies and other humanitarian staff, the camp registered population figure is not updated.