



Registration Unit

Total Persons of  
Concern

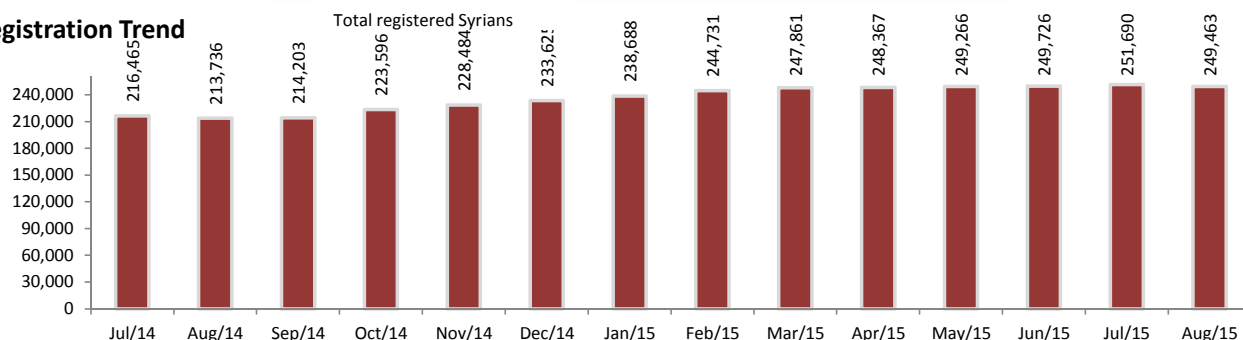
Individuals

249,463

Households

88,188

## Registration Trend

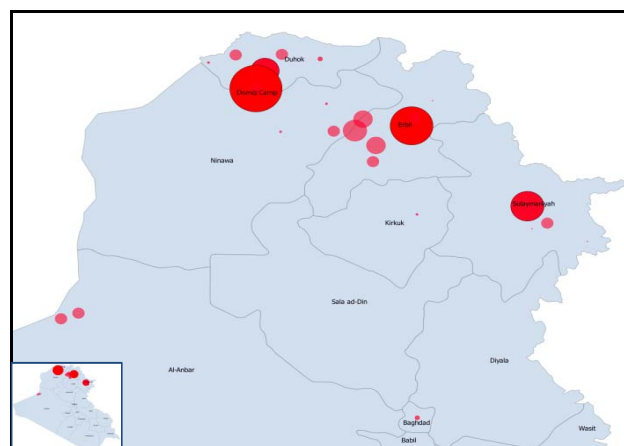
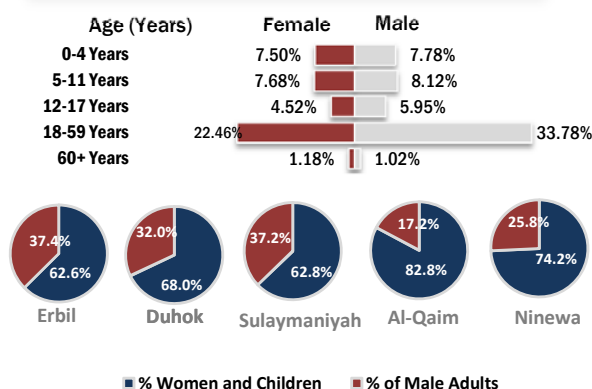


This profile is based on

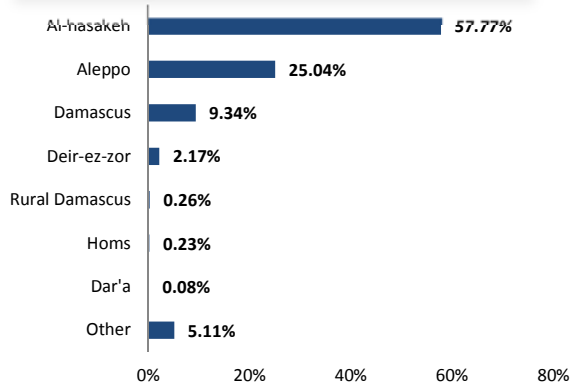
**249,463**

proGres registered individuals

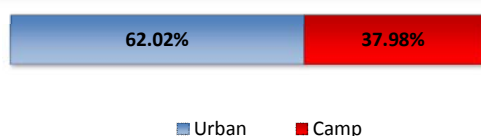
## Age and Gender Breakdown



## Place of Origin



## Camp and non-camp population comparison



Governorate	Individuals	Households	% Total
Duhok	98,274	30,475	39.39%
Erbil	112,853	43,101	45.24%
Sulaymaniyah	30,022	11,902	12.03%
Anbar	4,513	1,152	1.81%
Ninewa	1,581	518	0.63%
Kirkuk	787	282	0.32%
Baghdad	564	294	0.23%
Other	869	464	0.35%
<b>Total Iraq</b>	<b>249,463</b>	<b>88,188</b>	<b>100%</b>

Camps Registered Population			
Camp	Individuals	Households	% Total
Al-Obaidi Camp	1,527	321	1.61%
Akre Settlement	1,447	345	1.53%
Domiz Camp 1	40,790	13,382	43.05%
Domiz Camp 2	6,320	1,415	6.67%
Gawilan Camp	7,255	1,783	7.66%
Basirna Camp	3,580	864	3.78%
Darashakran Camp	10,380	2,305	10.96%
Kawergosk Camp	10,142	2,676	10.71%
Qushtapa Camp	6,653	1,765	7.02%
Arbat Camp	6,646	1,785	7.01%
<b>Total</b>	<b>94,740</b>	<b>26,641</b>	<b>100%</b>

From 16 June 2014, as Al-Obaidi Camp became inaccessible to UN agencies and other humanitarian staff, the camp registered population figure is not updated.