

Total Active Registered Syrians **628,816**



Urban

521,751

83.0%



Camps

107,065

17.0%

Standard Age and Gender

Age	0-4	5-11	12-17	18-35	36-59	60+	Total	%
Female	51,383	65,745	40,894	95,877	52,006	12,932	318,837	50.7%
Male	54,388	69,369	43,550	88,624	44,704	9,344	309,979	49.3%
Total	105,771	135,114	84,444	184,501	96,710	22,276	628,816	100%
	16.8%	21.5%	13.4%	29.3%	15.4%	3.5%		

Place of Origin

Dar'a	283,898	45.1%
Homs	100,434	16.0%
Rural Damascus	76,869	12.2%
Aleppo	49,704	7.9%
Damascus	49,002	7.8%
Hama	30,500	4.9%
Ar-raqqa	9,763	1.6%
Idlib	9,686	1.5%
Al-hasakeh	4,396	0.7%
Deir-ez-zor	3,245	0.5%
Quneitra	2,930	0.5%
Lattakia	1,200	0.2%
As-sweida	1,092	0.2%
Tartous	334	0.1%
Other	5,763	0.9%

Specific Needs

Specific legal and physical protection needs	41,786	6.6%
Child at risk	40,306	6.4%
Serious medical condition	32,368	5.1%
Woman at risk	24,201	3.8%
Single parent	16,992	2.7%
Disability	14,514	2.3%
Older person at risk	4,617	0.7%
Unaccompanied or separated child	4,613	0.7%
Total	179,397	28.5%

* An individual can have more than one specific need

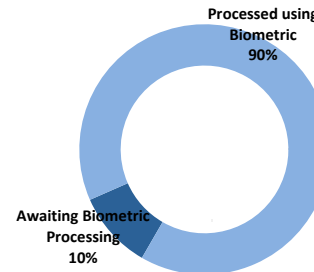
Arrivals

Pre-2011	9,412	1.5%
2011	22,667	3.6%
2012	184,186	29.3%
2013	316,030	50.3%
2014	83,419	13.3%
2015	13,102	2.1%

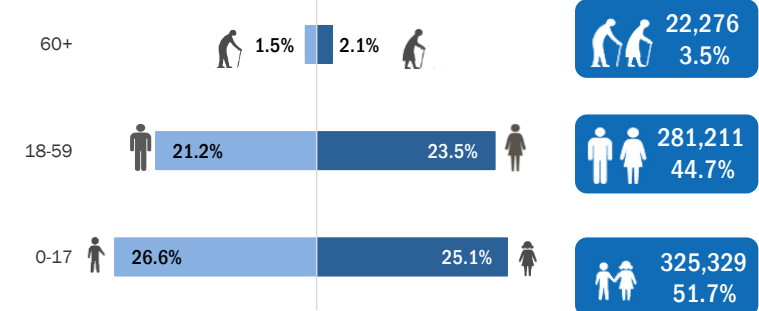
Registration Trend

2011	2,361	0.3%
2012	129,338	13.8%
2013	665,228	70.9%
2014	121,392	12.9%
2015	20,255	2.2%

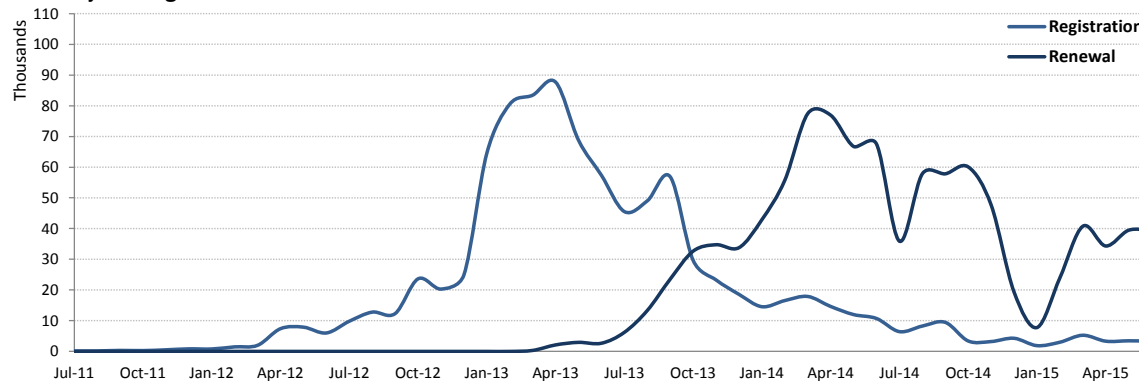
Biometric Statistics (IRIS)



Age-Gender Breakdown

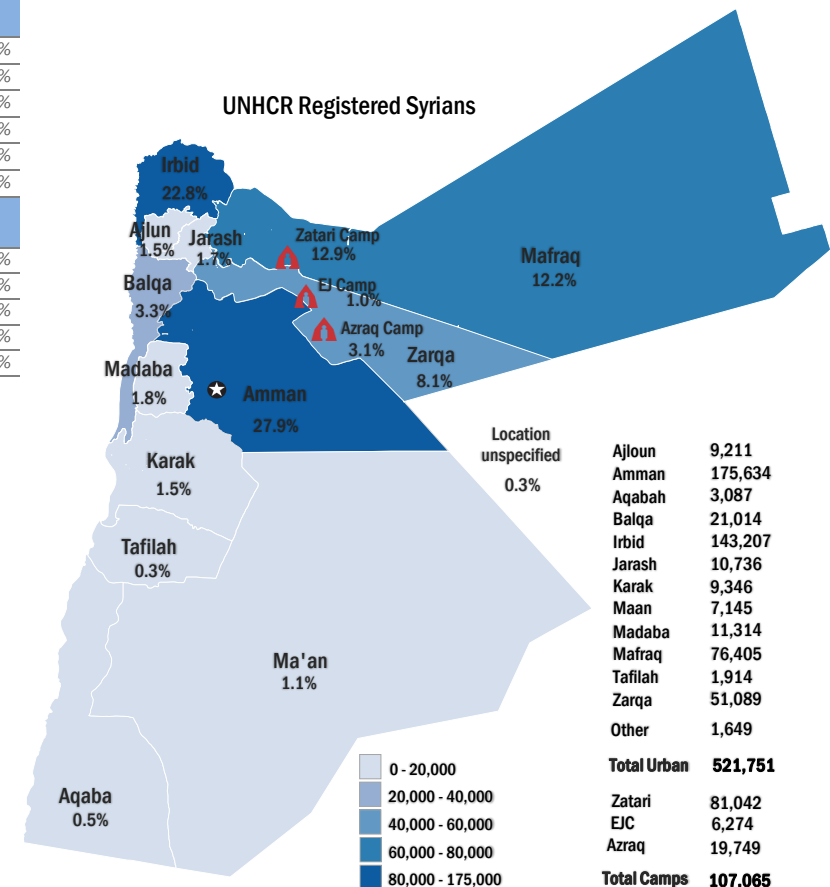


Syrian Registration Trend since 01 March 2011



Interagency Portal: <http://data.unhcr.org/Syrianrefugees>
 UNHCR on the web: <http://www.unhcr.org>
 UNHCR on Social network: <http://www.facebook.com/UNHCRJordan>; http://twitter.com/And_Harper; <http://twitter.com/ZaatariCamp>
 DAG Jordan

UNHCR Registered Syrians



* Coloured map only reflects refugees living outside camps.