

Total Active Registered Iraqis **49,943**

Standard Age and Gender

Age	0-4	5-11	12-17	18-35	36-59	60+	Total	%
Female	2,195	3,586	2,341	7,241	6,297	2,494	24,154	48.4%
Male	2,374	3,882	2,602	8,329	6,422	2,180	25,789	51.6%
Total	4,569	7,468	4,943	15,570	12,719	4,674	49,943	100%
	9.1%	15.0%	9.9%	31.2%	25.5%	9.4%		

Place of Origin

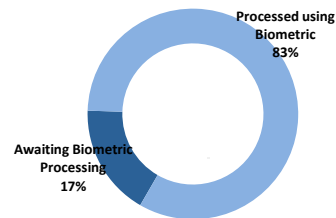
Baghdad	27,691	55.4%
Erbil	4,322	8.7%
Ninewa	3,395	6.8%
Basrah	3,056	6.1%
Anbar	2,933	5.9%
Dahuk	1,458	2.9%
Salah al-Din	1,143	2.3%
Thi-Qar	903	1.8%
Diyala	894	1.8%
Tameem	701	1.4%
Muthanna	453	0.9%
Babylon	391	0.8%
Sulaymaniyah	315	0.6%
Missan	309	0.6%
Najaf	270	0.5%
Wassit	253	0.5%
Qadissiya	178	0.4%
Kerbala	158	0.3%
Other	1,120	2.2%

Specific Needs

Serious medical condition	4,070	8.1%
Specific legal and physical protection needs	1,639	3.3%
Disability	1,522	3.0%
Woman at risk	1,347	2.7%
Child at risk	1,097	2.2%
Single parent	588	1.2%
Older person at risk	561	1.1%
Unaccompanied or separated child	154	0.3%
Total	10,978	22.0%

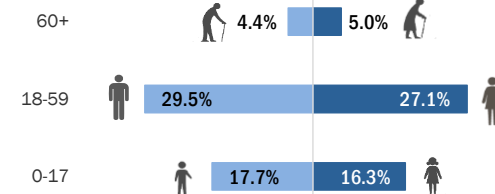
* An individual can have more than one specific need

Biometric Statistics (IRIS)



UNHCR Jordan

Age-Gender Breakdown

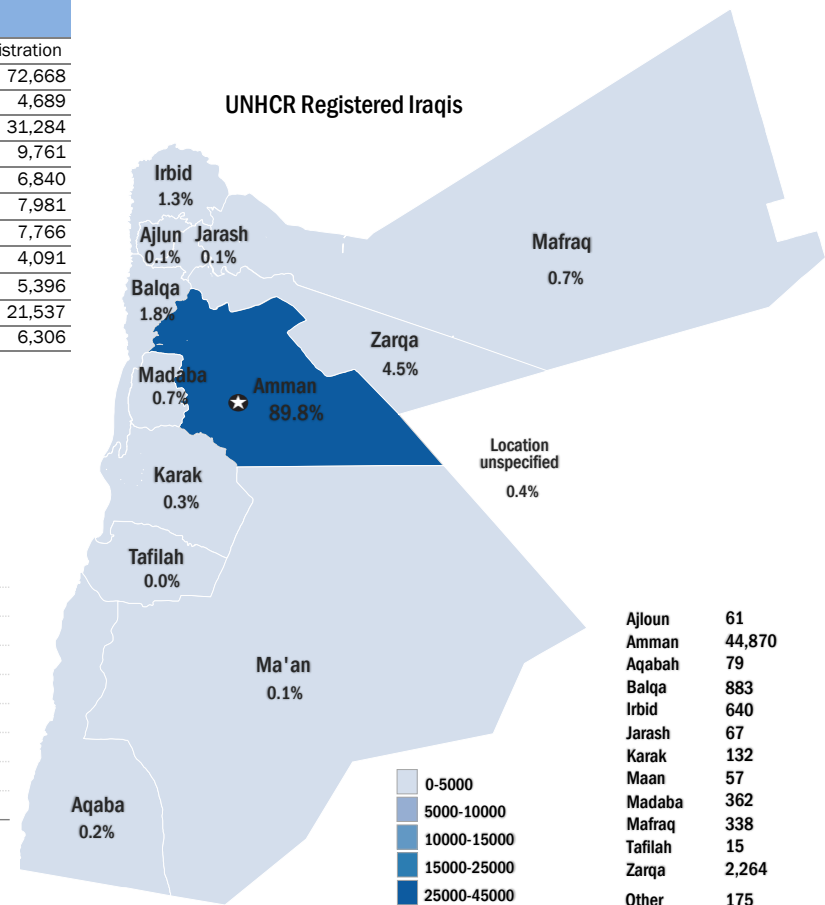


4,674	9.4%
28,289	56.6%
16,980	34.0%

Arrivals

Arrival	Registration
Pre-2006	4,362
2006	3,380
2007	2,186
2008	1,156
2009	1,482
2010	2,157
2011	2,689
2012	2,905
2013	5,558
2014	19,253
2015	4,815
	6,306

UNHCR Registered Iraqis



Ajloun	61
Amman	44,870
Aqabah	79
Balqa	883
Irbid	640
Jarash	67
Karak	132
Ma'an	57
Madaba	362
Ma'raq	338
Tafilah	15
Zarqa	2,264
Other	175

Iraqi Arrival & Registration Trends since Jan 2013

