

Total Active Registered Syrians **629,058**



Urban

521,639
82.9%


Camps

107,419
17.1%

Standard Age and Gender

| Age | 0-4 | 5-11 | 12-17 | 18-35 | 36-59 | 60+ | Total | % |
|--------------|----------------|----------------|---------------|----------------|---------------|---------------|----------------|-------------|
| Female | 51,393 | 65,807 | 40,930 | 95,784 | 52,084 | 12,956 | 318,954 | 50.7% |
| Male | 54,375 | 69,425 | 43,549 | 88,641 | 44,759 | 9,355 | 310,104 | 49.3% |
| Total | 105,768 | 135,232 | 84,479 | 184,425 | 96,843 | 22,311 | 629,058 | 100% |
| | 16.8% | 21.5% | 13.4% | 29.3% | 15.4% | 3.5% | | |

Place of Origin

| | | |
|----------------|---------|-------|
| Dar'a | 283,735 | 45.1% |
| Homs | 100,382 | 16.0% |
| Rural Damascus | 76,935 | 12.2% |
| Aleppo | 49,931 | 7.9% |
| Damascus | 48,983 | 7.8% |
| Hama | 30,521 | 4.9% |
| Ar-raqqa | 9,877 | 1.6% |
| Idlib | 9,708 | 1.5% |
| Al-hasakeh | 4,448 | 0.7% |
| Deir-ez-zor | 3,291 | 0.5% |
| Quneitra | 2,911 | 0.5% |
| Lattakia | 1,195 | 0.2% |
| As-sweida | 1,103 | 0.2% |
| Tartous | 335 | 0.1% |
| Other | 5,703 | 0.9% |

Specific Needs

| | | |
|--|----------------|--------------|
| Specific legal and physical protection needs | 42,141 | 6.7% |
| Child at risk | 40,740 | 6.5% |
| Serious medical condition | 32,720 | 5.2% |
| Woman at risk | 24,306 | 3.9% |
| Single parent | 17,198 | 2.7% |
| Disability | 14,644 | 2.3% |
| Older person at risk | 4,646 | 0.7% |
| Unaccompanied or separated child | 4,619 | 0.7% |
| Total | 181,014 | 28.8% |

* An individual can have more than one specific need

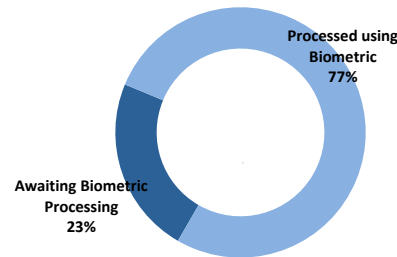
Arrivals

| | | |
|----------|---------|-------|
| Pre-2011 | 9,420 | 1.5% |
| 2011 | 22,659 | 3.6% |
| 2012 | 183,985 | 29.2% |
| 2013 | 315,556 | 50.2% |
| 2014 | 83,313 | 13.2% |
| 2015 | 14,125 | 2.2% |

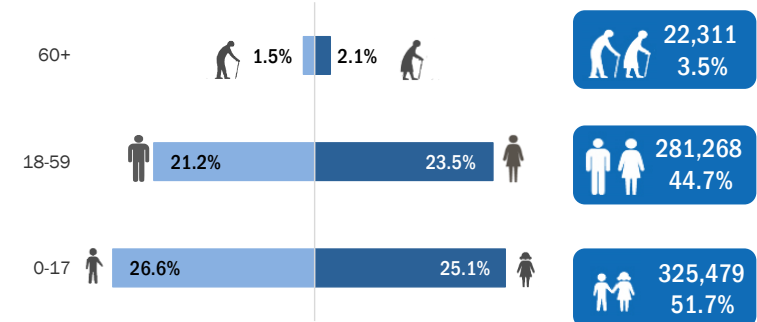
Registration Trend

| | | |
|------|---------|-------|
| 2011 | 2,361 | 0.3% |
| 2012 | 129,338 | 13.8% |
| 2013 | 665,227 | 70.8% |
| 2014 | 121,392 | 12.9% |
| 2015 | 21,473 | 2.3% |

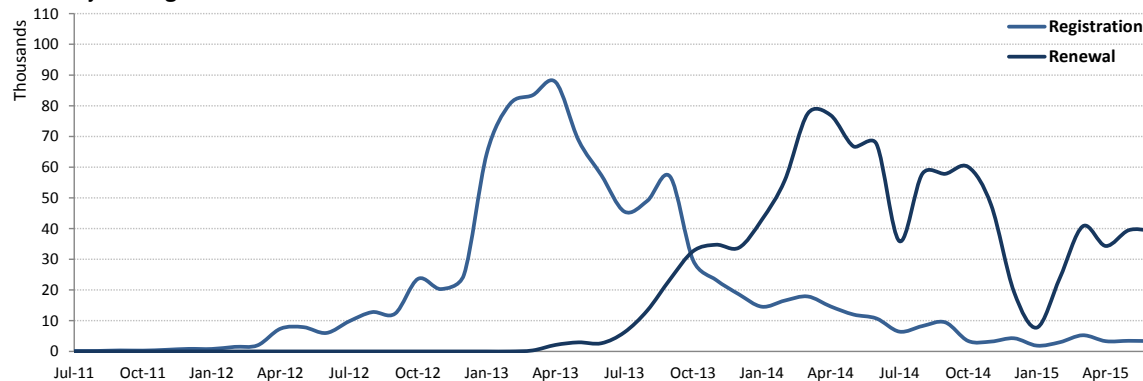
Biometric Statistics (IRIS)



Age-Gender Breakdown



Syrian Registration Trend since 01 March 2011



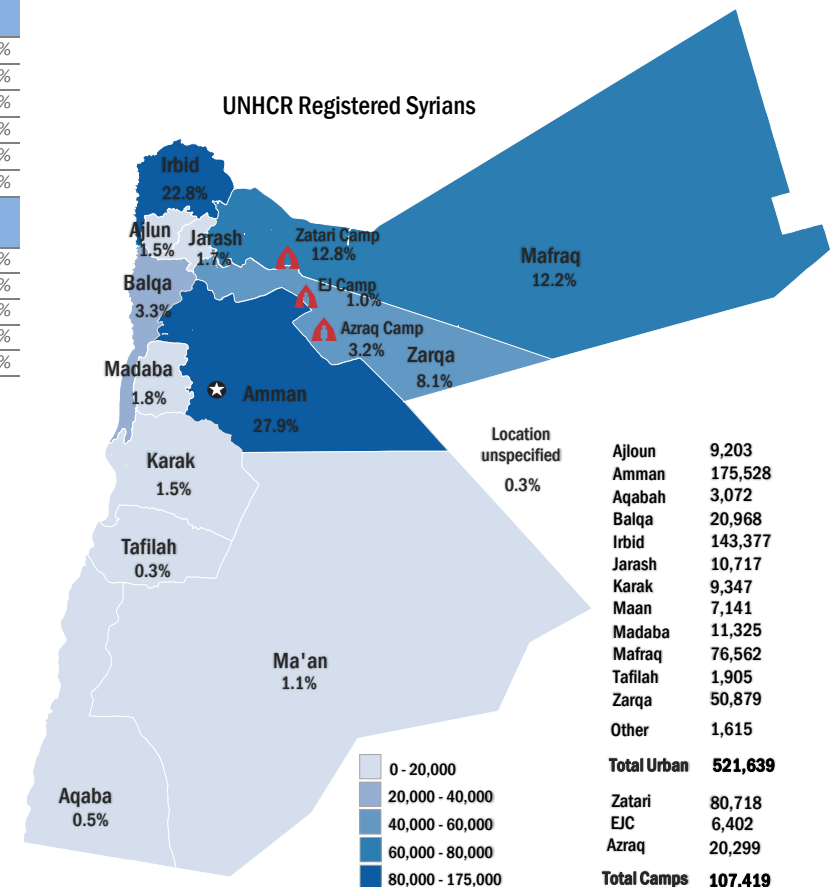
Interagency Portal: <http://data.unhcr.org/Syrianrefugees>

UNHCR on the web: <http://www.unhcr.org>; <http://www.unhcr.org>

UNHCR on Social network: <http://www.facebook.com/UNHCRJordan>; http://twitter.com/And_Harper; <http://twitter.com/ZaatariCamp>

DAG Jordan

UNHCR Registered Syrians



* Coloured map only reflects refugees living outside camps.