

## Total Active Registered Syrians

**628,160**


Urban

**521,168**
**83.0%**


Camps

**106,992**
**17.0%**

## Standard Age and Gender

Age	0-4	5-11	12-17	18-35	36-59	60+	Total	%
Female	51,389	65,531	40,835	96,006	51,814	12,903	318,478	50.7%
Male	54,393	69,243	43,406	88,744	44,567	9,329	309,682	49.3%
Total	105,782	134,774	84,241	184,750	96,381	22,232	628,160	100%
	16.8%	21.5%	13.4%	29.4%	15.3%	3.5%		

## Place of Origin

Dar'a	284,290	45.3%
Homs	100,480	16.0%
Rural Damascus	76,488	12.2%
Aleppo	49,393	7.9%
Damascus	49,032	7.8%
Hama	30,363	4.8%
Idlib	9,651	1.5%
Ar-raqqa	9,608	1.5%
Al-hasakeh	4,238	0.7%
Deir-ez-zor	3,147	0.5%
Quneitra	2,937	0.5%
Lattakia	1,187	0.2%
As-sweida	1,020	0.2%
Tartous	323	0.1%
Other	6,003	1.0%

## Specific Needs

Specific legal and physical protection needs	40,788	6.5%
Child at risk	38,338	6.1%
Serious medical condition	31,330	5.0%
Woman at risk	24,211	3.9%
Single parent	16,373	2.6%
Disability	14,164	2.3%
Unaccompanied or separated child	4,615	0.7%
Older person at risk	4,473	0.7%
Total	174,292	27.7%

\* An individual can have more than one specific need

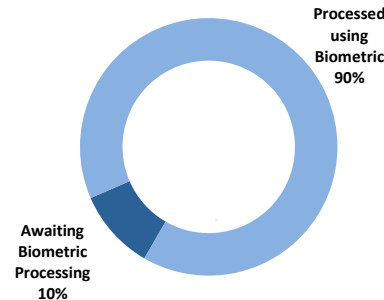
## Arrivals

Pre-2011	9,357	1.5%
2011	22,649	3.6%
2012	184,755	29.4%
2013	317,305	50.5%
2014	83,854	13.3%
2015	10,240	1.6%

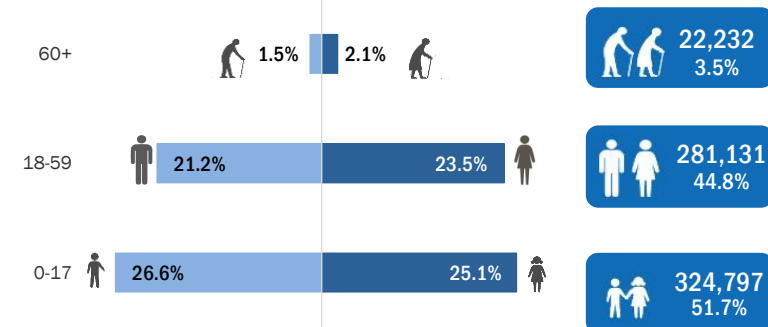
## Registration Trend

2011	2,306	0.2%
2012	129,896	13.9%
2013	666,411	71.3%
2014	120,569	12.9%
2015	15,947	1.7%

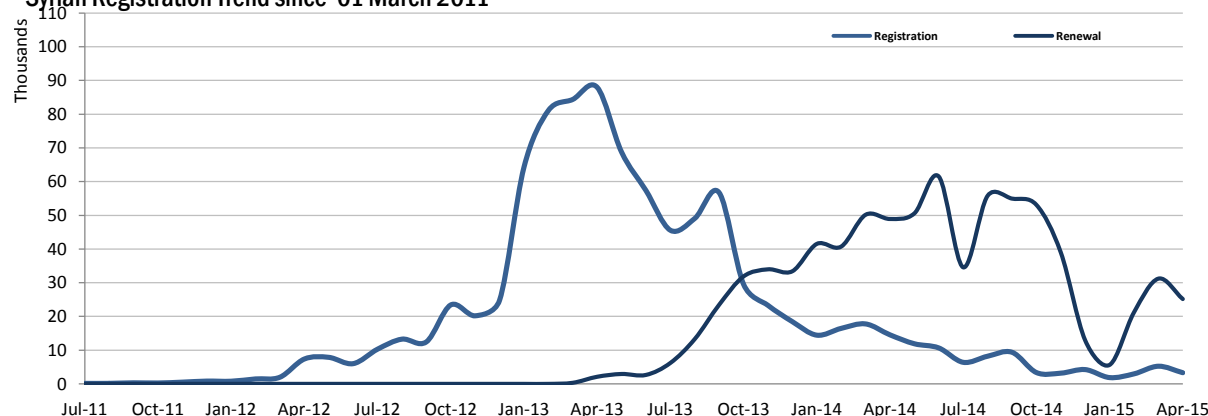
## Biometric Statistics (IRIS)



## Age-Gender Breakdown



## Syrian Registration Trend since 01 March 2011



## UNHCR Registered Syrians

