



Registration Unit

Total Persons of  
Concern

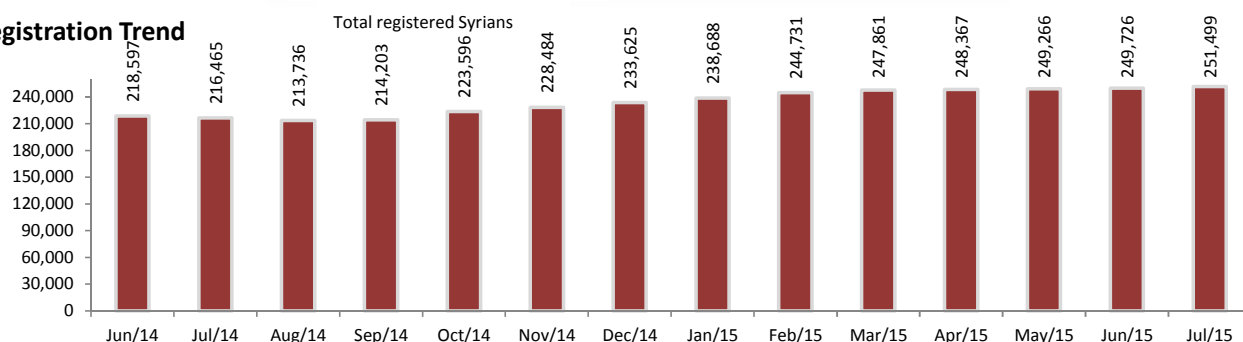
Individuals

251,499

Households

88,924

## Registration Trend

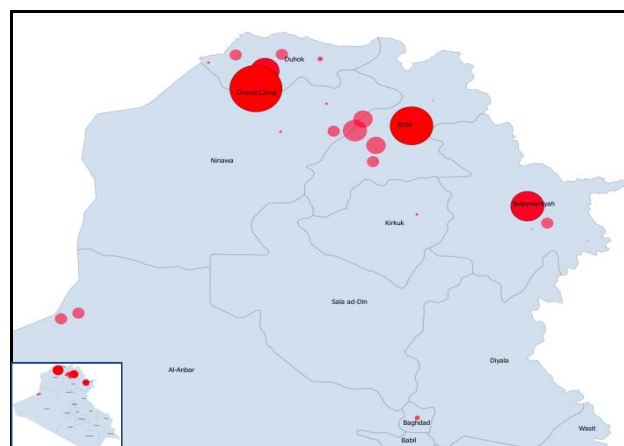
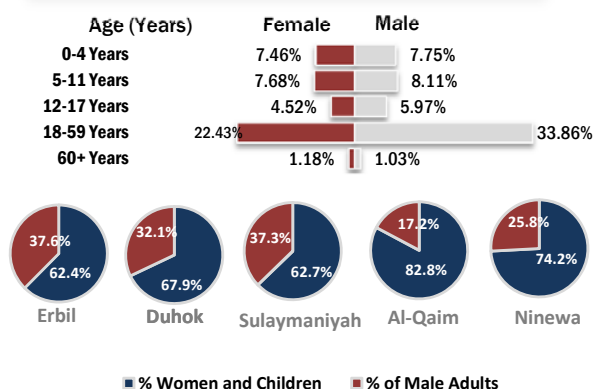


This profile is based on

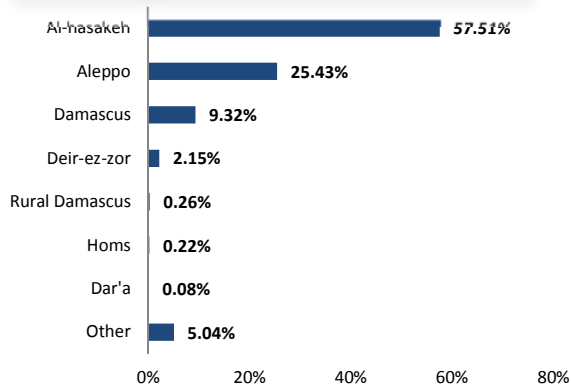
251,499

proGres registered individuals

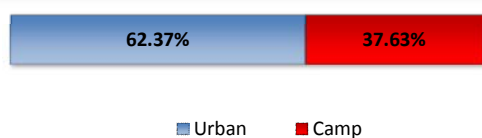
## Age and Gender Breakdown



## Place of Origin



## Camp and non-camp population comparison



Governorate	Individuals	Households	% Total
Duhok	99,566	30,874	39.59%
Erbil	113,307	43,351	45.05%
Sulaymaniyah	30,305	11,997	12.05%
Anbar	4,512	1,151	1.79%
Ninewa	1,575	516	0.63%
Kirkuk	782	280	0.31%
Baghdad	567	293	0.23%
Other	885	462	0.35%
<b>Total Iraq</b>	<b>251,499</b>	<b>88,924</b>	<b>100%</b>

Camps Registered Population			
Camp	Individuals	Households	% Total
Al-Obaidi Camp	1,519	319	1.61%
Akre Settlement	1,499	353	1.58%
Domiz Camp 1	41,031	13,457	43.36%
Domiz Camp 2	6,292	1,404	6.65%
Gawilan Camp	7,175	1,779	7.58%
Basirna Camp	3,573	865	3.78%
Darashakran Camp	10,287	2,276	10.87%
Kawergosk Camp	10,159	2,687	10.74%
Qushtapa Camp	6,615	1,763	6.99%
Arbat Camp	6,479	1,735	6.85%
<b>Total</b>	<b>94,629</b>	<b>26,638</b>	<b>100%</b>

From 16 June 2014, as Al-Obaidi Camp became inaccessible to UN agencies and other humanitarian staff, the camp registered population figure is not updated.