

# UNHCR Registration Trends for Syrian Persons of Concern

31 May 2015



Registration Unit

Total Persons of Concern

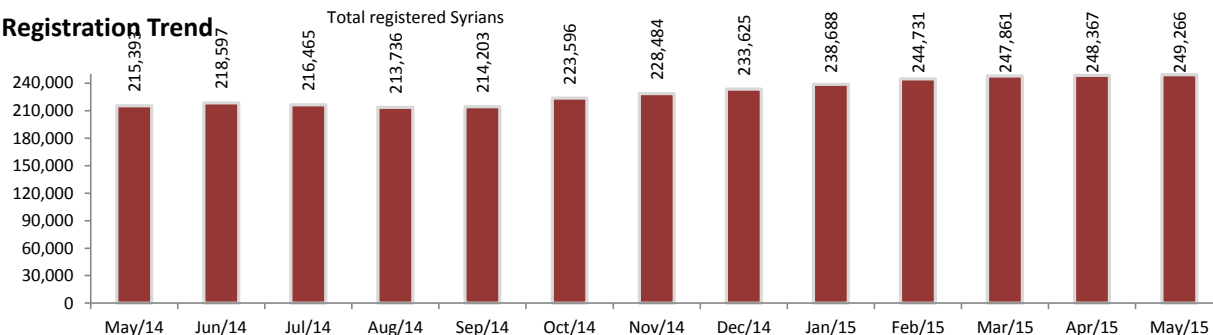
Individuals

249,266

Households

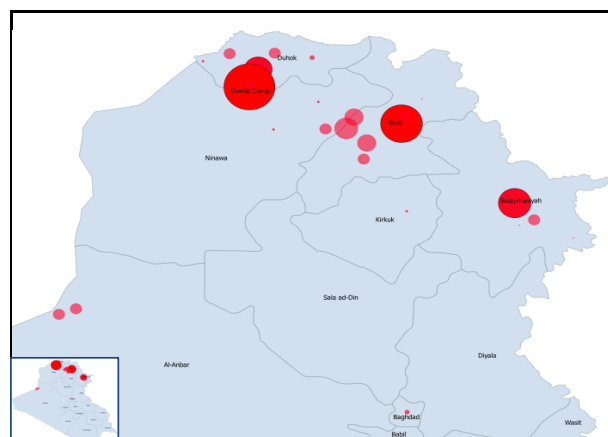
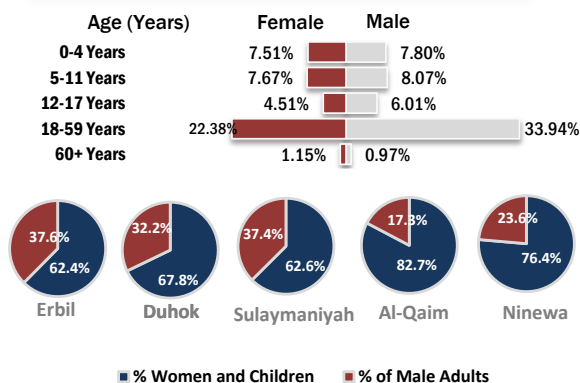
87,444

## Registration Trend

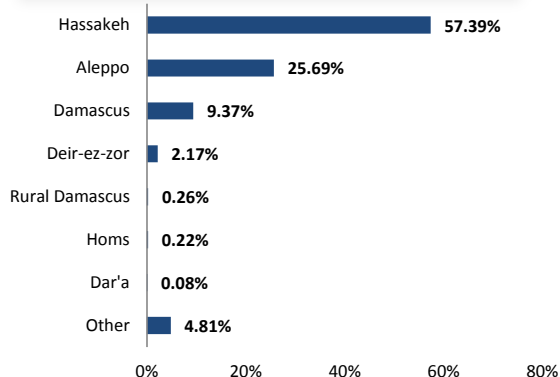


This profile is based on **249,266** proGres registered individuals

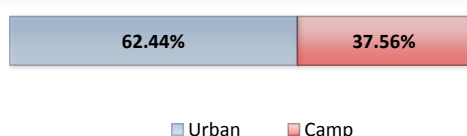
## Age and Gender Breakdown



## Place of Origin



## Camp and non-camp population comparison



Governorate	Individuals	Households	% Total
Duhok	100,043	30,609	40.14%
Erbil	111,285	42,411	44.65%
Sulaymaniyah	30,048	11,911	12.05%
Anbar	4,512	1,148	1.81%
Ninewa	1,300	422	0.52%
Kirkuk	785	275	0.31%
Baghdad	420	233	0.17%
Other	873	435	0.35%
<b>Total Iraq</b>	<b>249,266</b>	<b>87,444</b>	<b>100%</b>

Camps Registered Population			
Camp	Individuals	Households	% Total
Al-Obaidi Camp	1,519	318	1.62%
Akre Settlement	1,468	341	1.57%
Domiz Camp 1	41,538	13,301	44.36%
Domiz Camp 2	5,995	1,321	6.40%
Gawilan Camp	6,993	1,743	7.47%
Basirma Camp	3,550	862	3.79%
Darashakran Camp	10,113	2,201	10.80%
Kawergosk Camp	10,079	2,643	10.76%
Qushtapa Camp	6,495	1,704	6.94%
Arbat Camp	5,883	1,565	6.28%
<b>Total</b>	<b>93,633</b>	<b>25,999</b>	<b>100%</b>

From 16 June 2014, as Al-Obaidi Camp became inaccessible to UN agencies and other humanitarian staff, the camp registered population figure is not updated.