



Registration Unit

Total Persons of
Concern

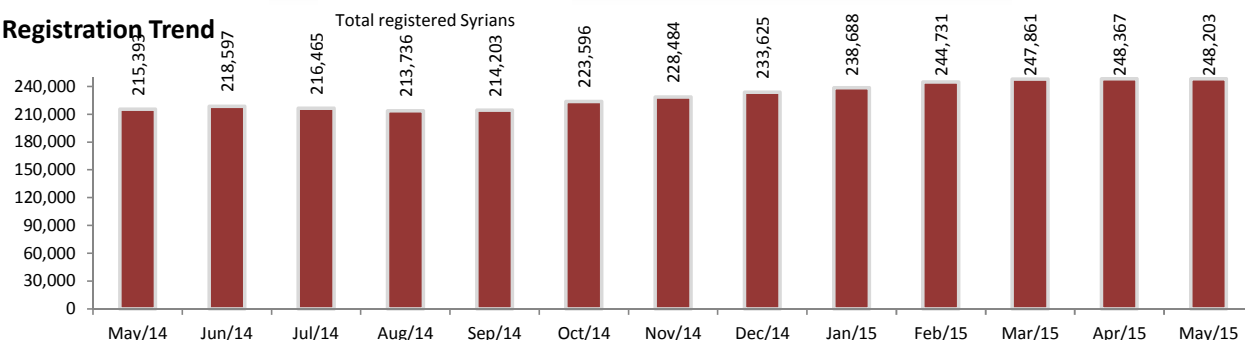
Individuals

248,203

Households

87,035

Registration Trend

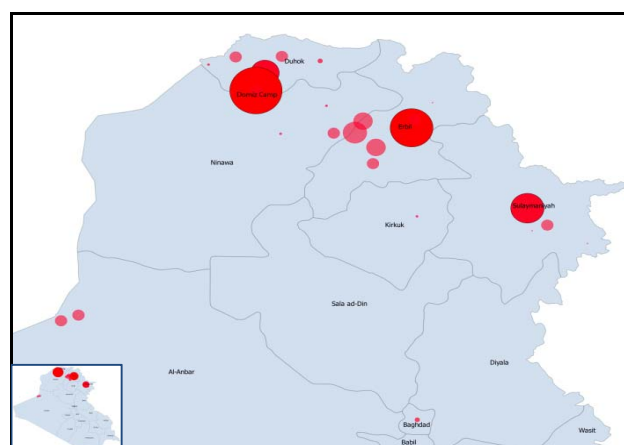
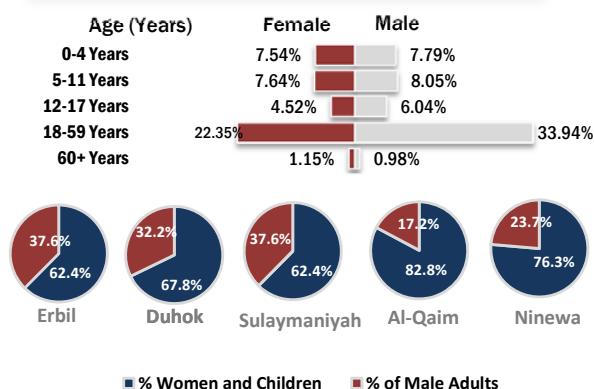


This profile is based on

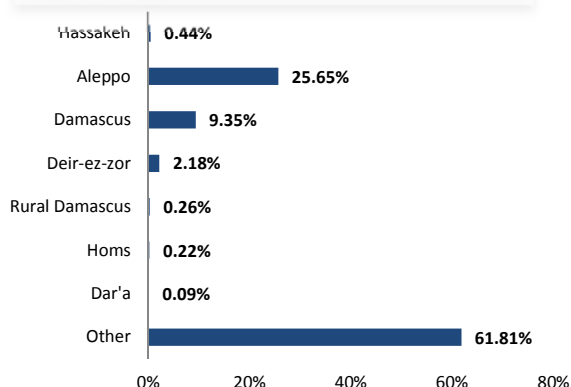
248,203

proGres registered individuals

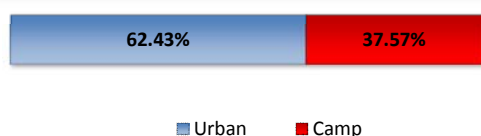
Age and Gender Breakdown



Place of Origin



Camp and non-camp population comparison



Governorate	Individuals	Households	% Total
Duhok	99,951	30,579	40.27%
Erbil	110,464	42,052	44.51%
Sulaymaniyah	29,859	11,876	12.03%
Anbar	4,512	1,148	1.82%
Ninewa	1,306	424	0.53%
Kirkuk	769	267	0.31%
Baghdad	416	233	0.17%
Other	926	456	0.37%
Total Iraq	248,203	87,035	100%

Camps Registered Population			
Camp	Individuals	Households	% Total
Al-Obaidi Camp	1,519	318	1.63%
Akre Settlement	1,463	340	1.57%
Domiz Camp 1	41,803	13,363	44.83%
Domiz Camp 2	5,975	1,311	6.41%
Gawilan Camp	6,858	1,706	7.35%
Basirna Camp	3,531	856	3.79%
Darashakran Camp	9,808	2,122	10.52%
Kawergosk Camp	10,044	2,622	10.77%
Qushtapa Camp	6,369	1,667	6.83%
Arbat Camp	5,874	1,561	6.30%
Total	93,244	25,866	100%

From 16 June 2014, as Al-Obaidi Camp became inaccessible to UN agencies and other humanitarian staff, the camp registered population figure is not updated.