

FIRST QUARTER 2015 - REFUGEE COMPONENT

Funding Status

16% - 143\$m

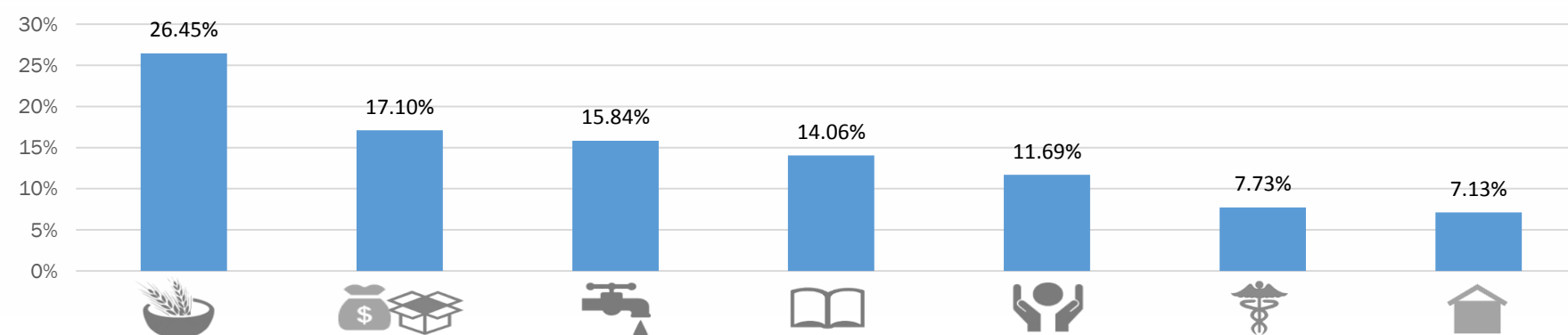
of the total requested funds have been received under refugee component

Total Requested (USD) **875,481,985**

Funds Received (USD) **143,891,386**

Requested but not funded (USD) **731,590,599**

Distribution of received funds across Sectors



Distribution of received funds per Sector

Sector	Total Required (in USD)	Received (in USD)	% Received
FOOD	\$236,404,404	\$38,061,831	16.1%
BASIC NEEDS	\$175,102,882	\$24,606,771	14.1%
PROTECTION	\$132,593,185	\$16,827,782	12.7%
SHELTER	\$118,556,719	\$10,253,444	8.6%
EDUCATION	\$80,557,770	\$20,229,949	25.1%
WASH	\$77,777,579	\$22,789,935	29.3%
HEALTH	\$54,489,446	\$11,121,674	20.4%
Grand Total	\$875,481,985	\$143,891,386	16.4%

Participating Agencies (Reporting Status in 1st Quarter)

53 Requested
42 Reported (93% of total appeal)
11 Not Reported (7% of total appeal)

Agencies without funding

10 Agencies without funding

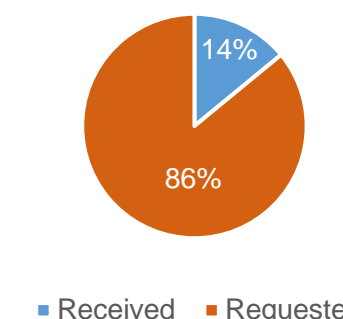
8 NGOs
2 UN

Note: No direct funds received by these agencies from donors under Refugee component.

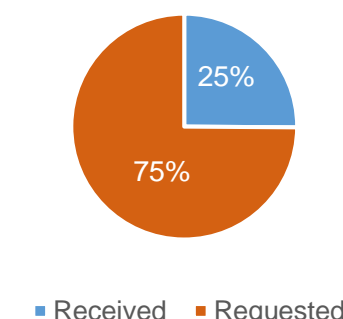
For more information on FTS, contact:

tyler@unhcr.org,
rehmank@unhcr.org

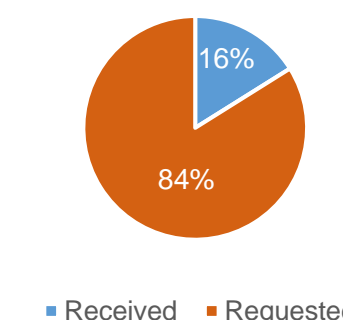
BASIC NEEDS



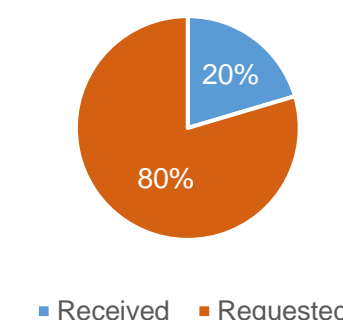
EDUCATION



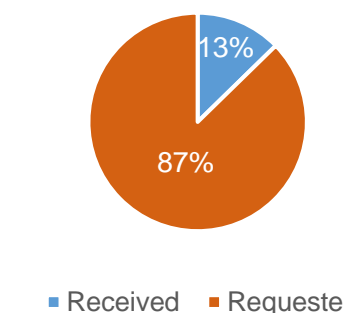
FOOD SECURITY



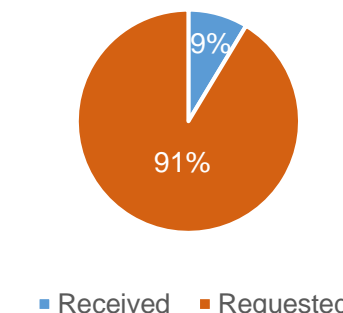
HEALTH



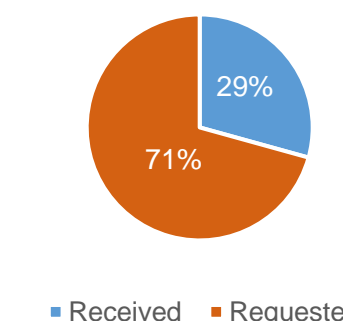
PROTECTION



SHELTER



WASH



Disclaimer: This FTS is based on funds received by refugee response partners in Jordan. It only covers the inter-agency appeal for the refugee pillar of the 3RP, in support of the Jordan Response Plan (JRP). The JRP FTS remains the authoritative source for funds pledged and allocated to the JRP log-frame. For more information, see <http://www.jrpsc.org/financial-tracking/>