

SITUATION ANALYSIS

In March, the sector provided food assistance to around 950,000 individuals: 900,000 Syrian refugees with e-card assistance (redemption figure), 8,000 Syrian refugees and Lebanese returnees with food parcels, and 43,000 Palestine refugees from Syria with cash. WFP e-cards were loaded with US\$19 in March. Some 41 focus group discussions on the impact of reductions on the beneficiaries were conducted throughout Lebanon. The discussions confirmed that families had already been forced to prioritize their needs and adopt various negative coping strategies, notably reducing the frequency and quantity of meals, prioritizing children's food needs and increasingly relying on debt.

WFP led an e-card validation exercise with 74 percent of households (131,495) successfully completing the process. The non-validated e-cards (30,696 households) and pending e-cards (6,489 households) will not be uploaded on 5 April and will be called to the last round of validation in mid-April.

WFP and its cooperating partners continued household surveys to identify the most vulnerable households which require assistance. By the end of March, over 16,000 households were surveyed for targeting with some 64 percent found to be eligible for food assistance. Multi-functional teams in the last week of March reviewed and endorsed the results of the vulnerability scoring analysis of the households. As a result of vulnerability analysis, 3,017 households (15,291 individuals) have been informed that they will no longer be receiving assistance starting May 2015.

Technical trainings of 500 farmers and handling of materials and equipment to carry out poultry activities are ongoing across Lebanon. Farm field school groups received all necessary material to build 25 chicken houses in Akkar, Baalbek-Hermel, Bekaa, Mount Lebanon, Nabatiye and South governorates, each to be used by 20 farmers in the same region to practice poultry farming. In addition, the yearly livestock vaccination campaign that was initiated in mid-February is still ongoing across Lebanon with the support of the Ministry of Agriculture. Overall, more than 171,500 animals (including cattle and small ruminants) were vaccinated by the end of March.



FUNDING

Required/Received

447 m (required)

Received



During the initial months of the year some partners may use un-earmarked global funds to ensure programmes can begin in the absence of funding earmarked specifically for the sector



PEOPLE

In Need/Target

1.5 m People in Need

1.2 m (People Targeted)

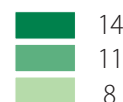
Refugees 1.1 m Vulnerable Lebanese 0.1 m



PARTNERS

20 partners in Lebanon

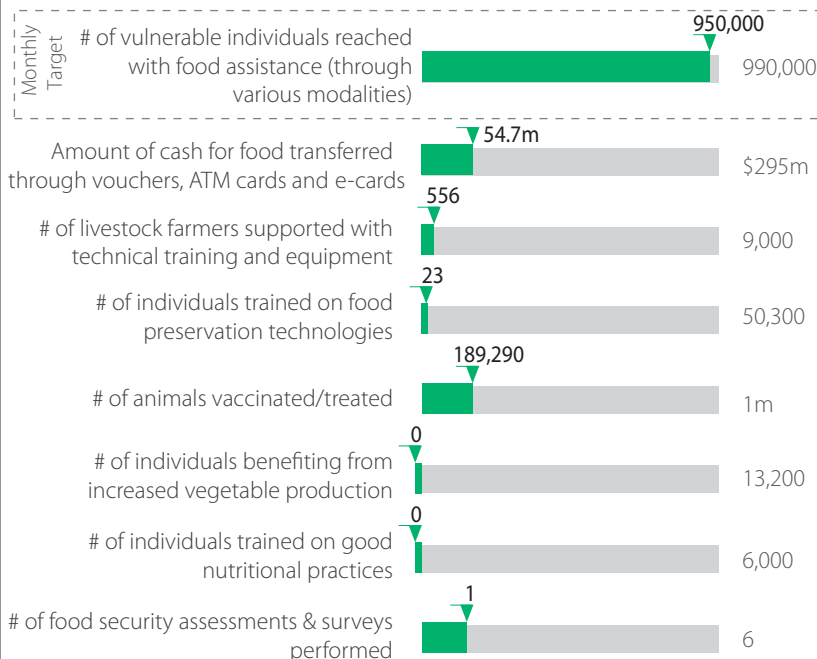
Count of partners per area of operation



PROGRESS AGAINST 2015 TARGETS

1st Quarter progress

Progress
Jan - Mar



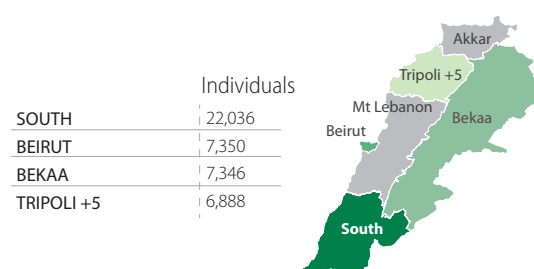
SUPPORT TO PUBLIC INSTITUTIONS

INDICATOR : Number MoSA staff trained on monitoring and evaluation

Aaley	2
Baabda	2
Beirut	4
Sin El-Fil	2

PROGRESS BY COHORTS

INDICATOR : Number of PRS who received cash for food through ATM cards in the month of March





Progress towards sector Outcomes and Outputs in Quarter 1

The Food Security sector strategy focuses on responding to the Syria crisis in Lebanon through directing activities towards the four food security pillars. In the first quarter of 2015, the sector provided food assistance to over 950,000 Syrian refugees, Palestine refugees from Syria and Lebanese Returnees, reaching 97% of the target set. Beneficiaries were reached through various types of assistance modalities, including in-kind food parcels, e-cards to use in any of 410 designated shops, and ATM cards. In addition, 27,209 vulnerable Lebanese individuals received monthly food assistance under the government's emergency National Poverty Targeting Programme (NPTP) through the e-cards, reaching 42% of its target in 2015. The NPTP is a social safety net programme to assist vulnerable Lebanese affected by the Syria crisis and managed by the Ministry of Social Affairs (MoSA) and the Presidency of Council of Ministers. The Food Security sector provides technical support to the NPTP and this includes capacity building to MoSA staff. In the first quarter of 2015, ten MoSA staff members were trained on monitoring and evaluation.

The food security sector trained more than 600 farmers aimed at promoting food availability and supporting sustainable agricultural production. In support of family scale farming, 560 livestock farmers were provided with material, equipment, and technical trainings aiming at improving productivity and livelihoods. In addition, 32 farmers were trained on valorization processing and adopted by-product transformation technologies. In addition, more than 171,500 animals (cattle and small ruminants) were vaccinated across Lebanon, reaching in the first quarter 17.2% of target.

In order to improve information and targeting of food security activities, FAO provided its technical support services to MoA, partnered with REACH, to conduct an assessment of food security and livelihoods targeting the host community. The assessment included two phases; the secondary data review and the Food Security and Livelihoods Assessment (FSLA). The main objective of the assessment is to provide baseline information on food security and livelihoods on the host community, to assist in future interventions.

Changes in context in Quarter 1

During the first quarter of 2015, continued funding shortfalls resulted in a reduced food voucher value to 70% of the entitled ration for targeted Syrian refugees. E-cards were loaded with US\$ 19 instead of \$ 27 per person per month.

Focus group discussions on the impact of reductions on the beneficiaries were conducted throughout Lebanon. The discussion confirmed that families have already been forced to prioritize their needs and adopt various negative coping strategies, notably reducing the frequency and quantity of meals, prioritizing children's food needs and increasingly relying on debt.

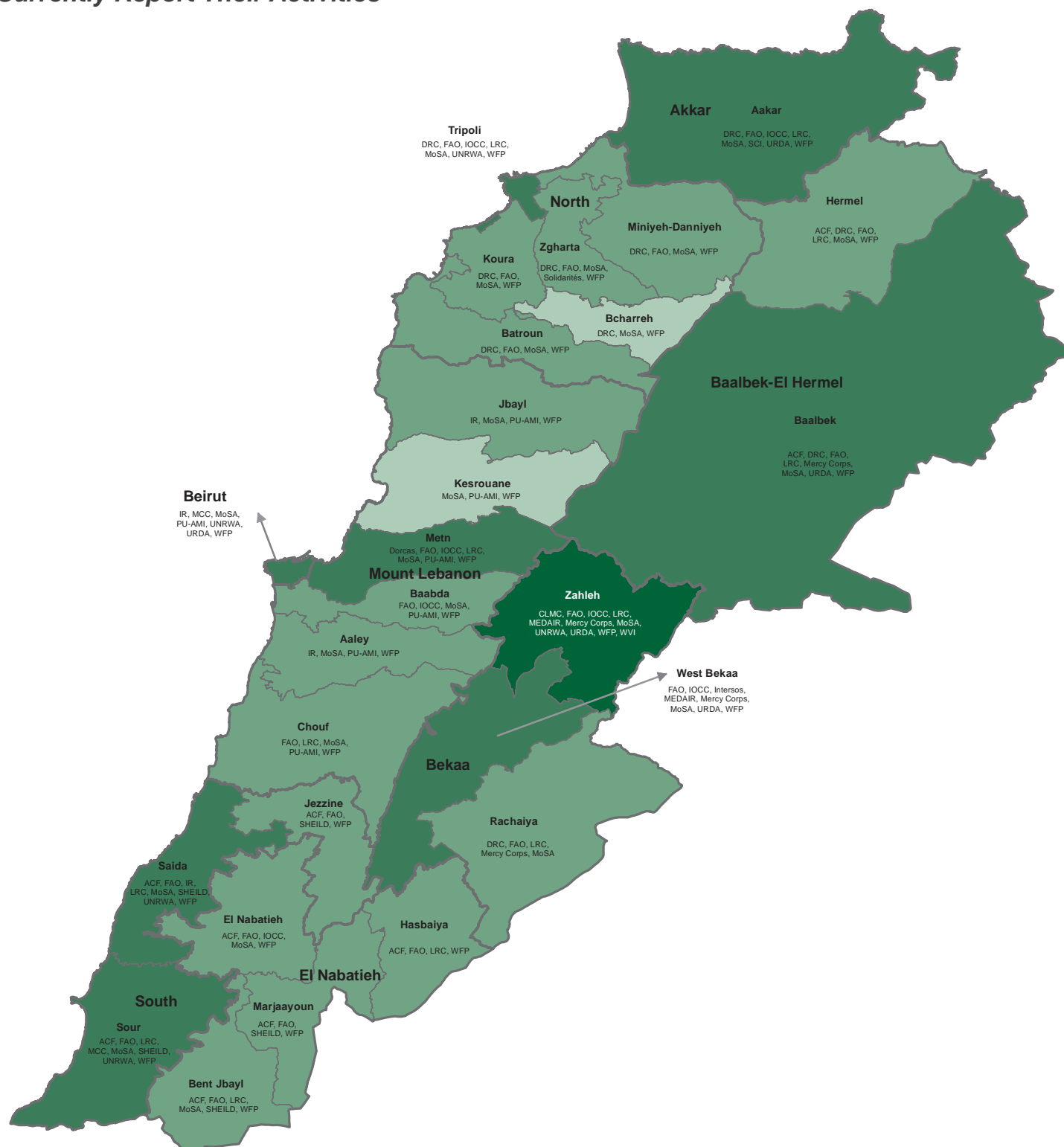
Food security partners continued household surveys to identify the most vulnerable households which require assistance. Based on visits, questionnaires and data analyses, individual households were assessed for their vulnerability and potential vulnerability. Multi-sectorial criteria were evaluated in the process, namely – food security, shelter, WASH, education, health, non-food items, protection and socio-economics. Over the coming weeks and months, partners will continue to assess individual households' vulnerability to ensure that the limited resources are directed towards the most food insecure and vulnerable families. The process will continue throughout 2015 or until the exercise is complete at a rate of 6,000 households per month.



Number of Partners per Caza/District

April 2015

*A Total Number of 21 Organizations
Currently Report Their Activities*



Contact Information:

For information about Food Security Sector, please contact:
Issa Sanogo at issa.sanogo@wfp.org or Brett Hanley at brett.hanley@wfp.org, or
Bruno Minjauw at bruno.minjauw@fao.org or Pardie Karamanoukian at pardie.karamanoukian@fao.org
or if you have any inquiry about the map, please contact:
Pardie Karamanoukian at pardie.karamanoukian@fao.org

Disclaimer:

The boundaries and names shown on this map do not imply official endorsement or acceptance by the United Nations.. It does not constitute an official United Nations map. The designations employed and the presentation of material on this map do not imply the expression of any opinion whatsoever on the part of the Secretariat of the United Nations concerning the legal status of any country, territory, city or area or of its authorities, or concerning the delimitation of its frontiers or boundaries.