



Registration Unit

Total Persons of
Concern

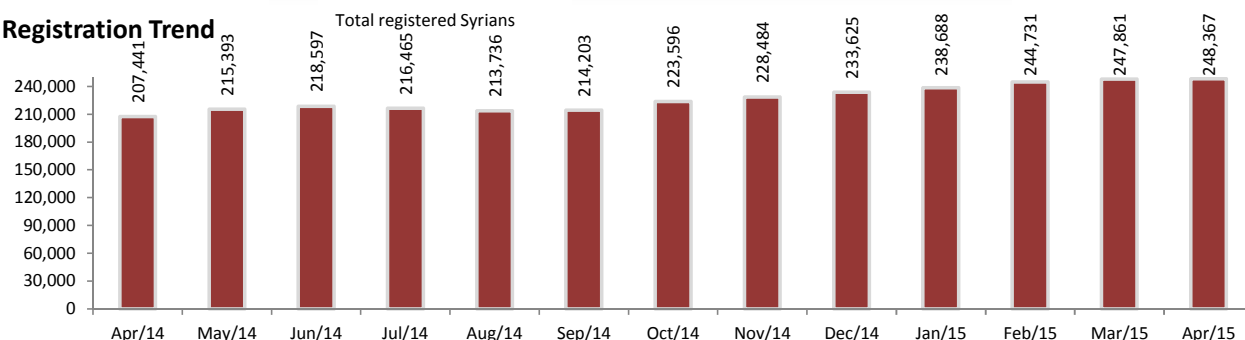
Individuals

248,367

Households

87,167

Registration Trend

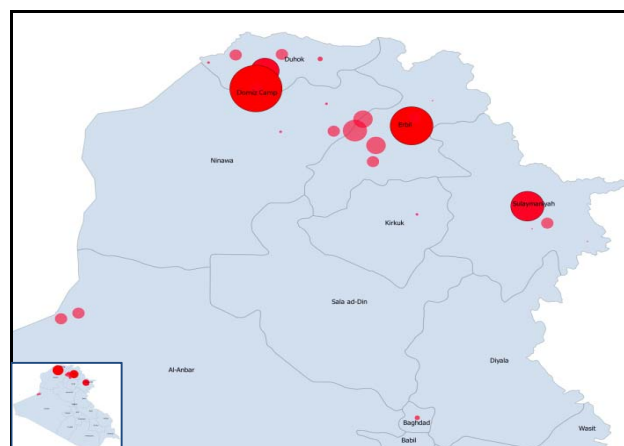
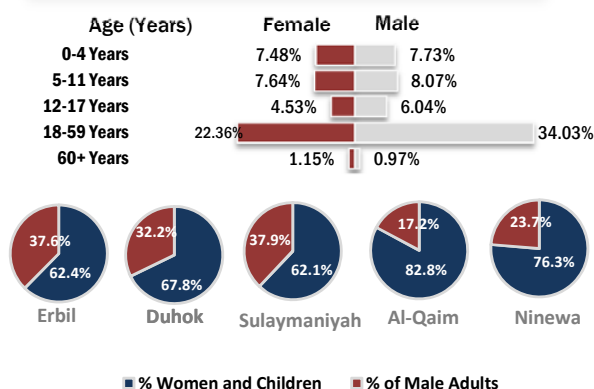


This profile is based on

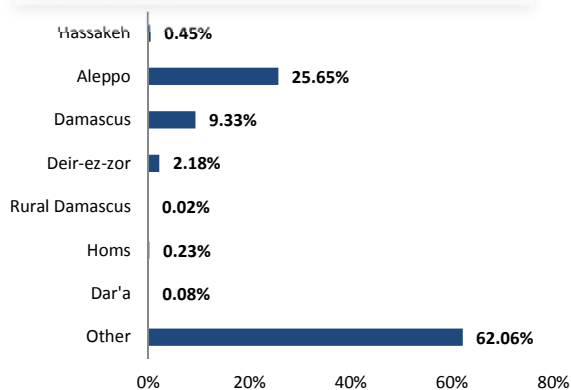
248,367

proGres registered individuals

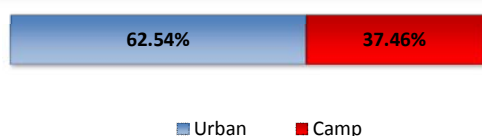
Age and Gender Breakdown



Place of Origin



Camp and non-camp population comparison



Governorate	Individuals	Households	% Total
Duhok	100,051	30,606	40.28%
Erbil	110,378	42,029	44.44%
Sulaymaniyah	30,000	12,001	12.08%
Anbar	4,517	1,149	1.82%
Ninewa	1,307	425	0.53%
Kirkuk	764	269	0.31%
Baghdad	416	233	0.17%
Other	934	455	0.38%
Total Iraq	248,367	87,167	100%

Camps Registered Population			
Camp	Individuals	Households	% Total
Al-Obaidi Camp	1,519	318	1.63%
Akre Settlement	1,469	341	1.58%
Domiz Camp 1	42,077	13,472	45.22%
Domiz Camp 2	5,864	1,285	6.30%
Gawilan Camp	6,624	1,635	7.12%
Basirna Camp	3,536	860	3.80%
Darashakran Camp	9,747	2,102	10.48%
Kawergosk Camp	10,056	2,633	10.81%
Qushtapa Camp	6,288	1,642	6.76%
Arbat Camp	5,863	1,559	6.30%
Total	93,043	25,847	100%

From 16 June 2014, as Al-Obaidi Camp became inaccessible to UN agencies and other humanitarian staff, the camp registered population figure is not updated.