

**Total Active Registered Syrians** **627,287**



Urban

**520,700**

**83.0%**



Camps

**106,587**

**17.0%**

## Standard Age and Gender

Age	0-4	5-11	12-17	18-35	36-59	60+	Total	%
Female	51,219	65,363	40,821	96,051	51,727	12,894	318,075	50.7%
Male	54,182	69,130	43,429	88,676	44,461	9,334	309,212	49.3%
<b>Total</b>	<b>105,401</b>	<b>134,493</b>	<b>84,250</b>	<b>184,727</b>	<b>96,188</b>	<b>22,228</b>	<b>627,287</b>	<b>100%</b>
	16.8%	21.4%	13.4%	29.4%	15.3%	3.5%		

## Place of Origin

Dar'a	284,578	45.4%
Homs	100,378	16.0%
Rural Damascus	76,169	12.1%
Damascus	48,922	7.8%
Aleppo	48,913	7.8%
Hama	30,179	4.8%
Idleb	9,552	1.5%
Ar-raqqa	9,534	1.5%
Al-hasakeh	4,180	0.7%
Deir-ez-zor	3,091	0.5%
Quneitra	2,929	0.5%
Lattakia	1,192	0.2%
As-sweida	993	0.2%
Tartous	316	0.1%
Other	6,361	1.0%

## Specific Needs

Specific legal and physical protection needs	39,584	6.3%
Child at risk	37,091	5.9%
Serious medical condition	30,720	4.9%
Woman at risk	23,989	3.8%
Single parent	15,932	2.5%
Disability	13,925	2.2%
Unaccompanied or separated child	4,589	0.7%
Older person at risk	4,408	0.7%
<b>Total</b>	<b>170,238</b>	<b>27.1%</b>

\* An individual can have more than one specific need

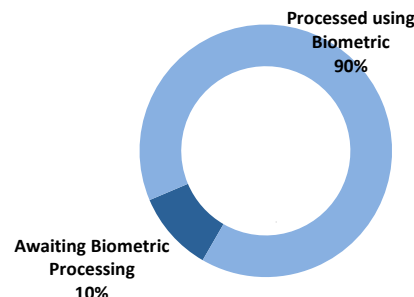
## Arrivals

Pre-2011	9,302	1.5%
2011	22,639	3.6%
2012	185,131	29.5%
2013	317,991	50.7%
2014	83,806	13.4%
2015	8,418	1.3%

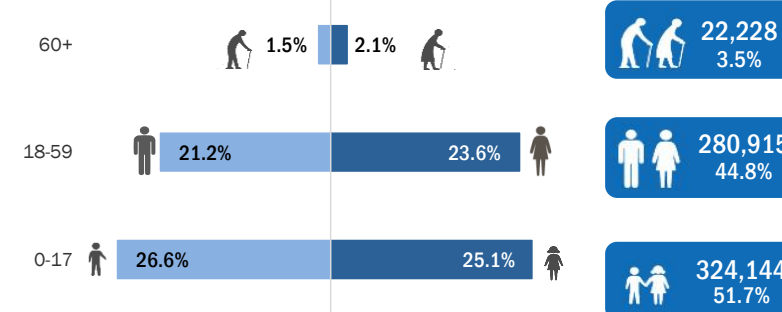
## Registration Trend

2011	2,306	0.3%
2012	129,896	14.1%
2013	666,411	72.5%
2014	120,569	13.1%
2015	62	0.0%

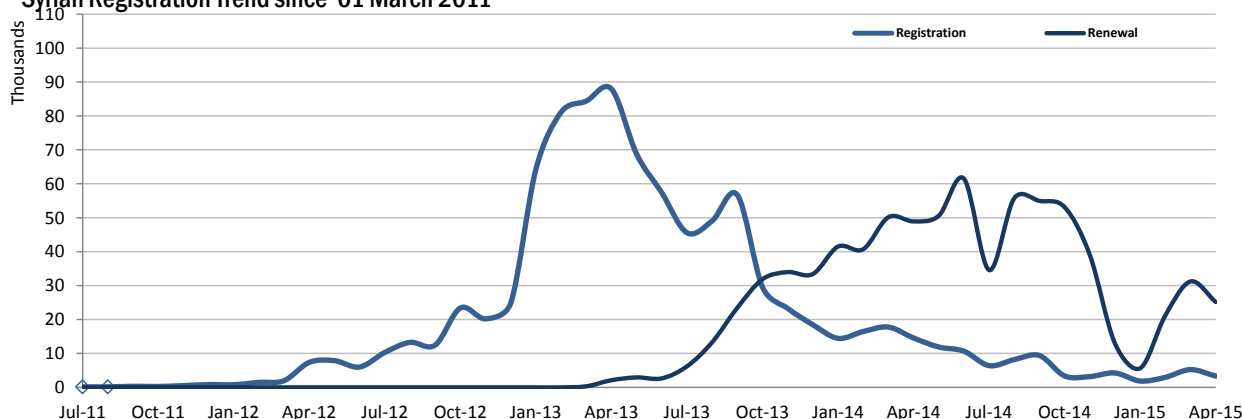
## Biometric Statistics (IRIS)



## Age-Gender Breakdown

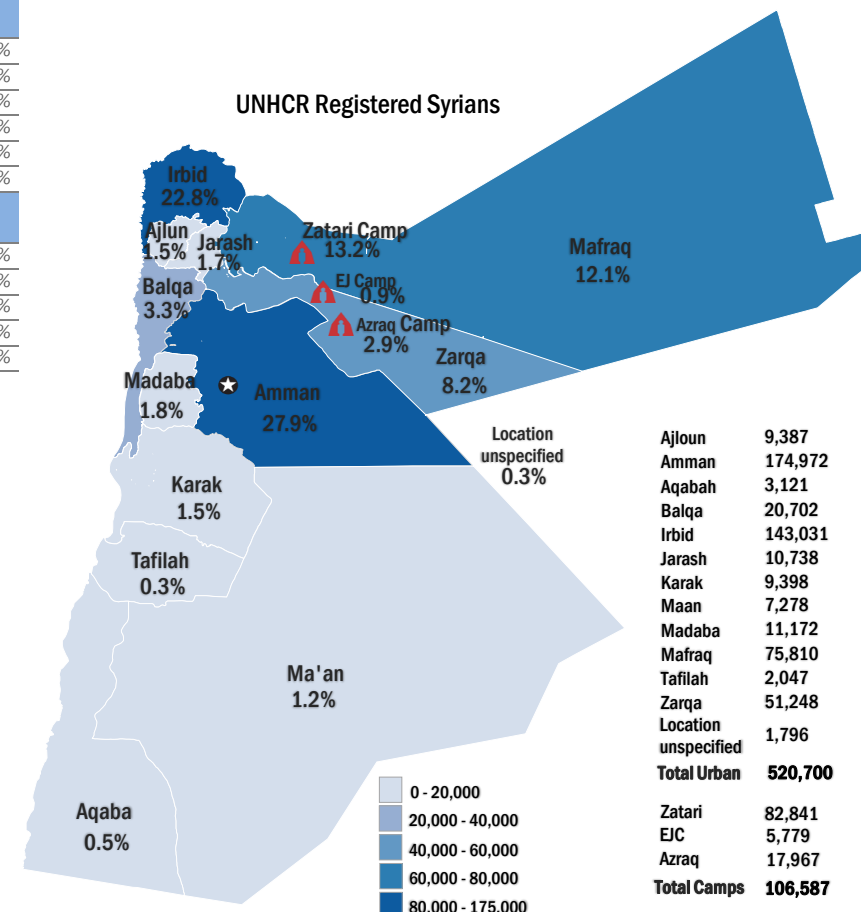


## Syrian Registration Trend since 01 March 2011



Interagency Portal: <http://data.unhcr.org/Syrianrefugees>  
 UNHCR on the web: <http://www.unhcr.org>; <http://www.unhcr.org>  
 UNHCR on Social network: <http://www.facebook.com/UNHCRJordan>; [http://twitter.com/And\\_Harper](http://twitter.com/And_Harper); <http://twitter.com/ZaatariCamp>  
 DAG Jordan

## UNHCR Registered Syrians



\* Coloured map only reflects refugees living outside camps.