

**Total Active Registered Iraqis** **47,554**

## Standard Age and Gender

Age	0-4	5-11	12-17	18-35	36-59	60+	Total	%
Female	2,181	3,351	2,262	6,875	6,016	2,262	22,947	48.3%
Male	2,334	3,691	2,507	7,962	6,154	1,959	24,607	51.7%
Total	4,515	7,042	4,769	14,837	12,170	4,221	47,554	100%
	9.5%	14.8%	10.0%	31.2%	25.6%	8.9%		

## Place of Origin

Baghdad	26,321	55.3%
Erbil	4,058	8.5%
Ninewa	3,420	7.2%
Basrah	2,822	5.9%
Anbar	2,566	5.4%
Dahuk	1,394	2.9%
Salah al-Din	1,106	2.3%
Diyala	867	1.8%
Thi-Qar	839	1.8%
Tameem	640	1.3%
Muthanna	432	0.9%
Babylon	365	0.8%
Sulaymaniyah	292	0.6%
Missan	282	0.6%
Najaf	253	0.5%
Wassit	216	0.5%
Qadissiya	174	0.4%
Kerbala	160	0.3%
Other	1,347	2.8%

## Specific Needs

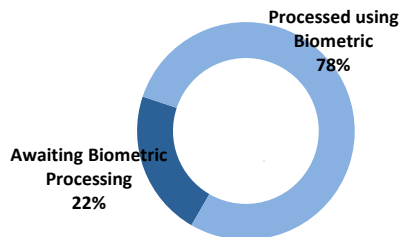
Serious medical condition	3,518	7.4%
Specific legal and physical protection needs	1,507	3.2%
Disability	1,185	2.5%
Woman at risk	1,181	2.5%
Child at risk	751	1.6%
Older person at risk	448	0.9%
Single parent	393	0.8%
Unaccompanied or separated child	141	0.3%
Total	9,124	19.2%

\* An individual can have more than one specific need

## Arrivals

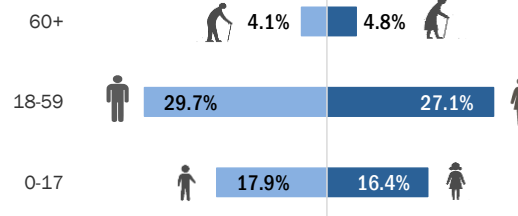
	Arrival	Registration
Pre-2006	4,325	72,640
2006	3,340	4,657
2007	2,187	31,088
2008	1,152	9,790
2009	1,467	6,849
2010	2,148	7,983
2011	2,670	7,744
2012	2,933	4,060
2013	5,824	5,110
2014	19,033	21,501
2015	2,475	3,487

## Biometric Statistics (IRIS)



## UNHCR Jordan

### Age-Gender Breakdown

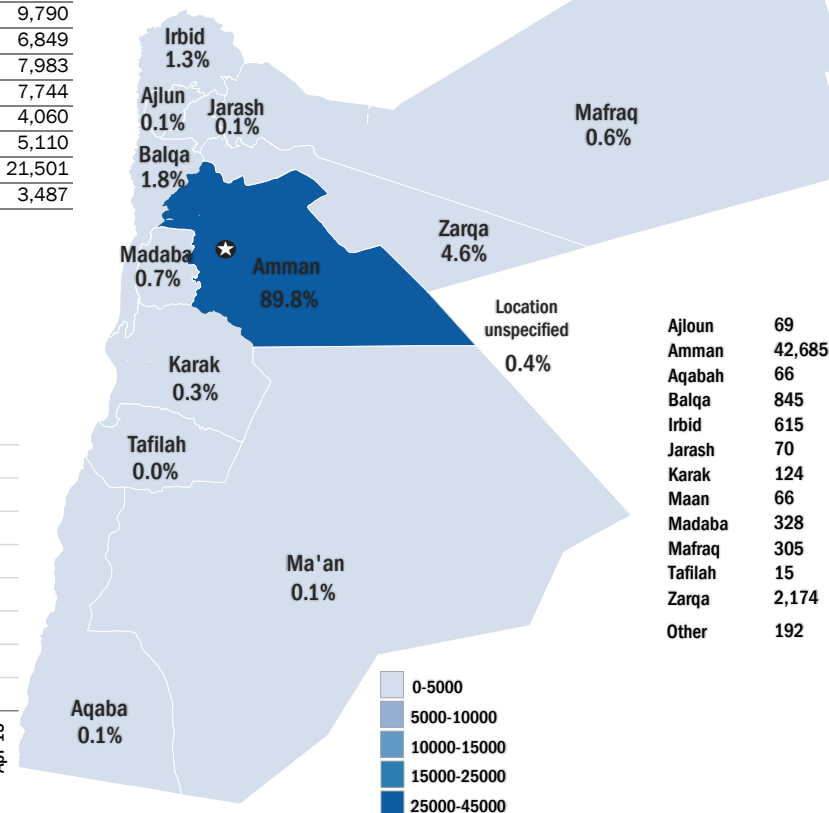


4,221  
8.9%

27,007  
56.8%

16,326  
34.3%

## UNHCR Registered Iraqis



## Iraqi Arrival & Registration Trends since Jan 2013

