



FOURTH QUARTER 2014

Funding Status

74% - 749\$m

of the total requested funds have been received

Total Requested (USD)

1,014,530,914

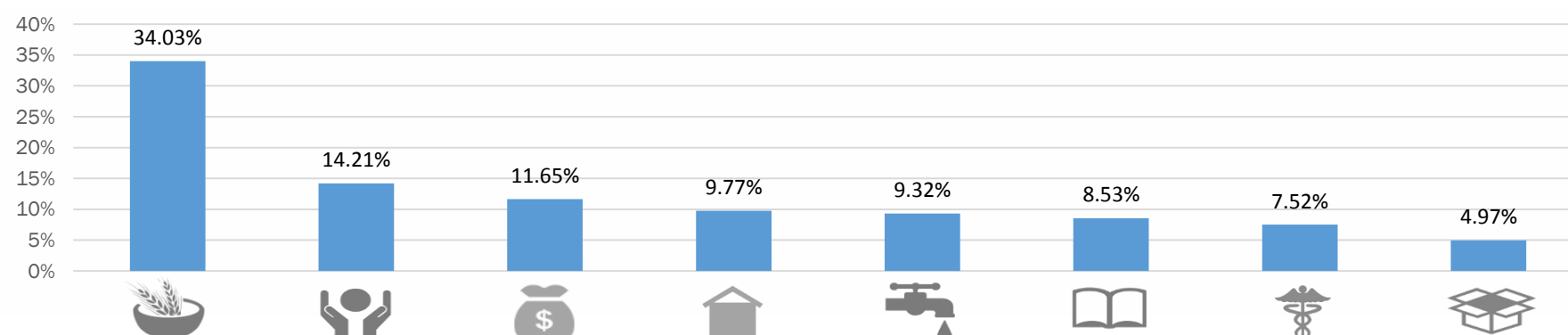
Funds Received (USD)

749,908,393

Requested but not funded (USD)

264,622,521

Distribution of received funds across Sectors



Distribution of received funds per Sector

Sector	Total Required (in USD)	Received (in USD)	% Received
FOOD SECURITY	\$286,984,609	\$255,184,286	88.9%
PROTECTION	\$149,038,987	\$106,569,338	71.5%
WASH	\$122,140,757	\$69,863,904	57.2%
SHELTER	\$120,607,339	\$73,253,594	60.7%
HEALTH	\$94,877,368	\$56,411,453	59.5%
CASH	\$93,881,249	\$87,378,685	93.1%
EDUCATION	\$73,772,698	\$64,004,358	86.8%
NFI	\$73,227,908	\$37,242,777	50.9%
Grand Total	\$1,014,530,914	\$749,908,393	73.9%

Participating Agencies (Reporting Status in 4th Quarter)

63 Requested
44 Reported (92% of total appeal)
19 Not Reported (8% of total appeal)

Disclaimer: The above includes information reported by partners at the Jordan level. Regional and other un-earmarked contributions, not yet reflected here, may also benefit the RRP6 in Jordan.

For more information, contact: tyler@unhcr.org, rehmank@unhcr.org

Agencies without funding

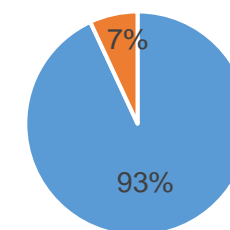
12 Agencies
 without
 funding

NGO
9

UN
3

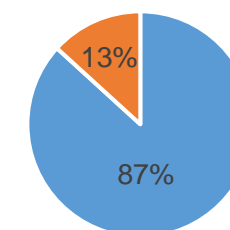
Note: No direct funds received by these agencies from donors under RRP6.

CASH



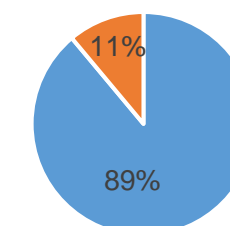
Received Requested

EDUCATION



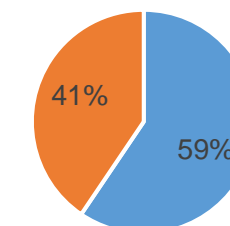
Received Requested

FOOD



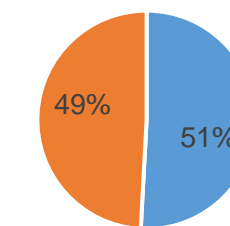
Received Requested

HEALTH



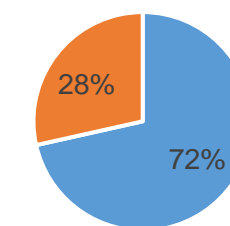
Received Requested

NFI



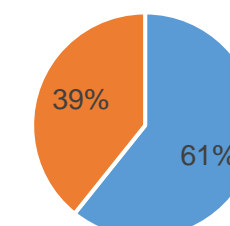
Received Requested

PROTECTION



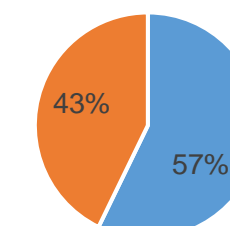
Received Requested

SHELTER



Received Requested

WASH



Received Requested