



Arrivals and Departures

4,611 people arrived on the Greek islands on 17 February which was a significant increase and represents the highest arrival rate since 9 January. UNHCR expects this trend to continue over the coming days, whilst similar weather conditions prevail

Between 1 January and 16 February, approximately 11,000 asylum applications were recorded in Austria (an average 230 per

day). During the same period approximately 100,000 people entered Austria.

In Greece, approximately 600 people arrived on the military island of Farmakonisi, which was an anomaly, with most arrivals received on other islands, such as Lesvos. The arrivals received coordinated and timely assistance from the Greek Army, Hellenic Coast Guard and UNHCR.

Condition of People

On the Greek Islands, as four hotspot facilities became functional, registration challenges were noted with significant delays causing

people to wait for extended periods of time and thus requiring accommodation in available facilities. UNHCR and partners provided support to authorities regarding flow management, transportation, accommodation arrangements and additional equipment.

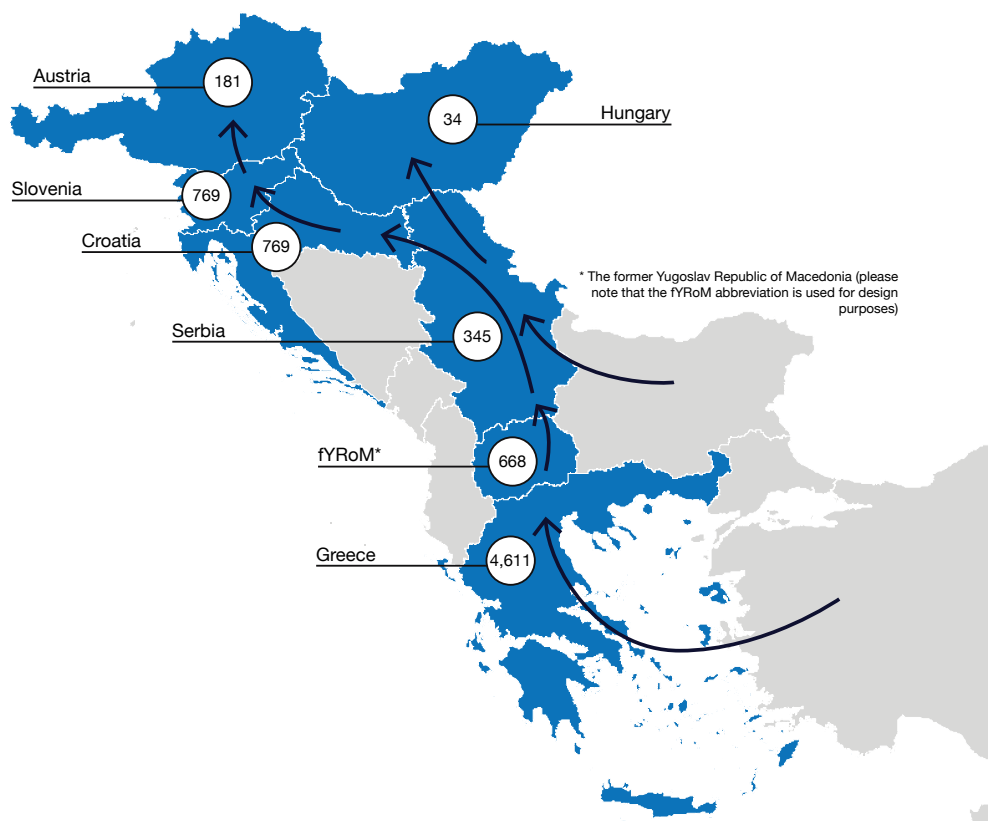
Deaths at Sea

None reported.



Estimated Arrivals per Country Yesterday

Greece	4,611
fYRoM*	668
Serbia	345
Croatia	769
Hungary	34
Slovenia	769
Austria	181



Critical Developments

The Austrian Government announced that as of 19 February the number of refugees and migrants allowed to transit Austria will be limited to 3,200 persons per day. The number of asylum applications will be limited to 80 per day. At this time, the specifics of implementing such measures remain unclear. This will be discussed at a meeting of Police Directors on 18 February in Zagreb.

Croatian Interior Minister, Vlaho Orepic, stated the Government's intention to engage Austrian and German police forces alongside

police officers from Croatia, Slovenia, Serbia and the former Yugoslav Republic of Macedonia in refugee and migrant profiling exercises on the border between Greece and the former Yugoslav Republic of Macedonia. This joint initiative is intended to prevent possible misunderstandings during entry at countries of destination. The proposal will be discussed with all relevant counterparts next week during several high level meetings.

In Slovenia, the Government published a list of "safe countries" from which refugees will

not be allowed entry. The list includes Albania, Algeria, Bangladesh, Bosnia-Herzegovina, Montenegro, Egypt, Kosovo, the former Yugoslav Republic of Macedonia, Morocco, Serbia, Tunisia and Turkey. However, people from these countries will still be able to seek asylum in Slovenia in exceptional cases, when their life is deemed to be in danger due to personal circumstances.



Response

In Slovenia, at Sentilj, UNHCR held a meeting with the police to clarify communication to people denied entry at the Austrian border. They will be informed of criteria for rejection (which are based, to the best of UNHCR's knowledge, on information provided by the border authorities). They will also be

informed on available options. They will be re-registered, issued with new documents and transferred to Postonja Centre for Foreigners. It was confirmed that people who wish to may seek asylum in Slovenia.

- Unsettled weather is expected in Greece on Friday with rain showers and thunderstorms and periods of moderate or rough waves around the Islands.

Weather Headlines

- Feeling a lot colder in Greece, the former Yugoslav Republic of Macedonia and Southern Serbia on Friday with temperatures closer to February averages and becoming near freezing at night in places.



Make This Better. Make It Yours.
Make this more relevant to you.
[Click here.](#)



Average Daily Arrivals and Trends Greece

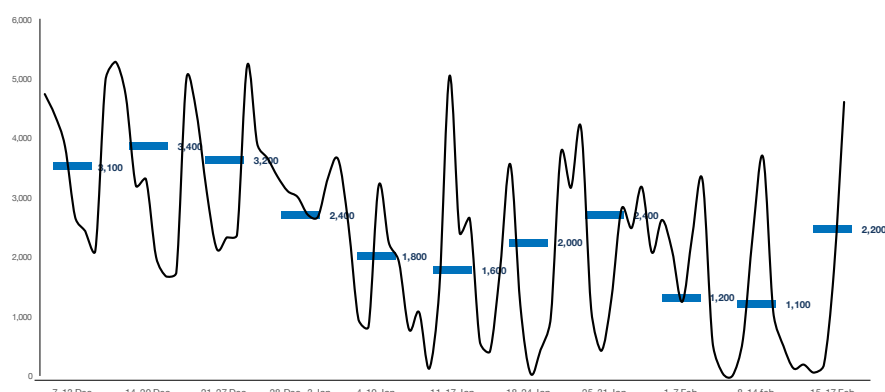
8-14 February
1,147
-1% from previous week

15-17 February
2,192
91% from previous week

Monthly Average Daily Arrival
February (as of 17 Feb)
1,337
-31% from previous month



Daily and Weekly Average Arrivals to Greece 7 December to 17 February



Social Media

An emerging trend on Twitter are several stories around the World Food Program (WFP) introducing an Iris-scanning system as a more effective method of paying for food in the King Abdullah Park refugee camp in Jordan. The camp currently accommodates 1,000 people. This is linked to a [UNHCR system](#) currently in use within Jordan, who use biometric technology to make it easier for refugees to access cash.

Several Twitter accounts highlighted Greek media reports that amid fears the number of refugees and migrants arriving to Europe will increase with the onset of warmer weather, the Bulgarian government has granted more authority to border guards.

Current statistics for: #Jordan

- 196 tweets & 166 retweets per hour
- Over 425,000 impressions per hour
- 26.89% of tweets using #Jordan were in Arabic
- 28.43% of tweets using #Jordan originated from the Hashemite Kingdom of Jordan
- Most popular Twitter account using #Jordan: [Rania Al Abdullah](#)

Current statistics for: #refugees

- 158 tweets & 275 retweets per hour
- Over 1.3 million impressions per hour
- 14.75% of tweets using #refugees originated from the UK with Tuesday afternoon seeing the most activity over the past week



Weather Forecast Greece - Slovenia

Key locations crossed by refugees

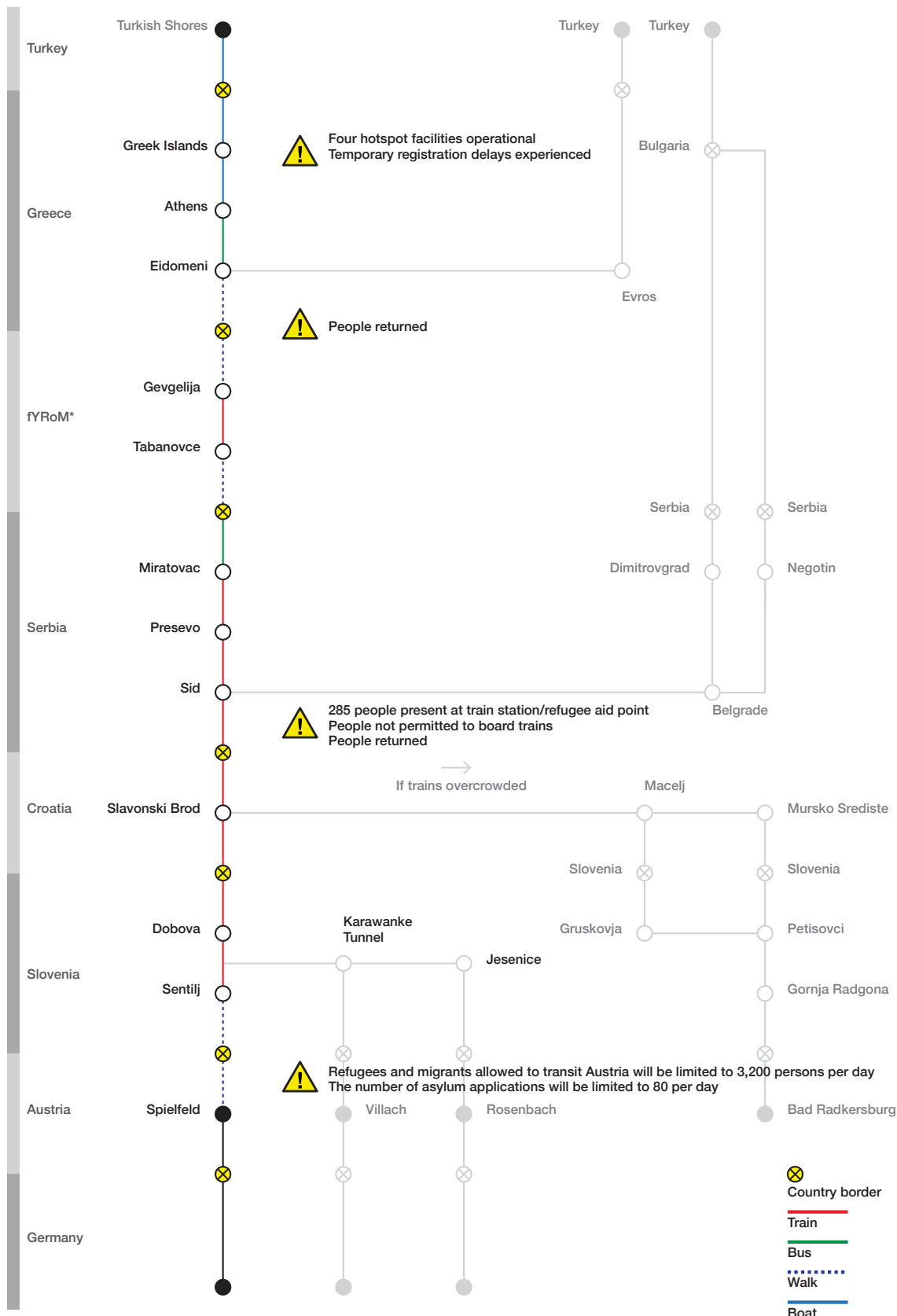


Weather Assessment

- Seas will build to moderate on Friday around the Greek Islands, when this has occurred previously we have seen a slight reduction in arrivals on the Islands compared to when we have calm seas. Seas will decrease on Saturday but will become rough again on Sunday.
- Temperatures will return close to average for the time of year on Friday. An area of unsettled weather with strong winds and rain showers/thunderstorms will affect the Greek Islands on Friday morning making it feel colder and damper to those sleeping outside. Although Saturday is expected to be a better day overnight into Sunday there will be some rain and strong northerly winds.
- Over Serbia, Croatia and Slovenia there will also be some light showers on Friday and some moderate outbreaks of rain on Saturday morning.



Situation Overview



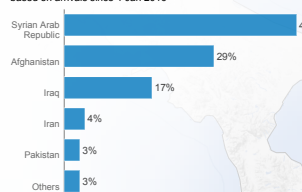


Annex 1: Portal Key Figures

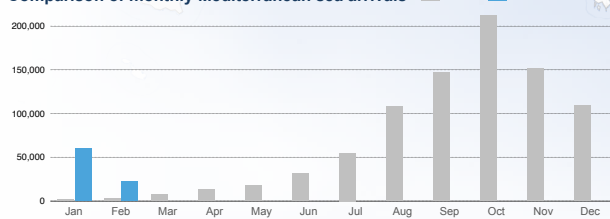
Increasing numbers of refugees and migrants take their chances aboard unseaworthy boats and dinghies in a desperate bid to reach Europe. The vast majority of those attempting this dangerous crossing are in need of international protection, fleeing war, violence and persecution in their country of origin. Every year these movements continue to exact a devastating toll on human life.

Top-10 nationalities of Mediterranean sea arrivals

Top-10 nationalities represent **100%** of the sea arrivals
based on arrivals since 1 Jan 2016



Comparison of monthly Mediterranean sea arrivals



83,233 arrivals by sea in 2016

856,723 arrivals by sea in 2015

90% of arrivals come from the world's top 10 refugee-producing countries

© Last updated 17 Feb 2016

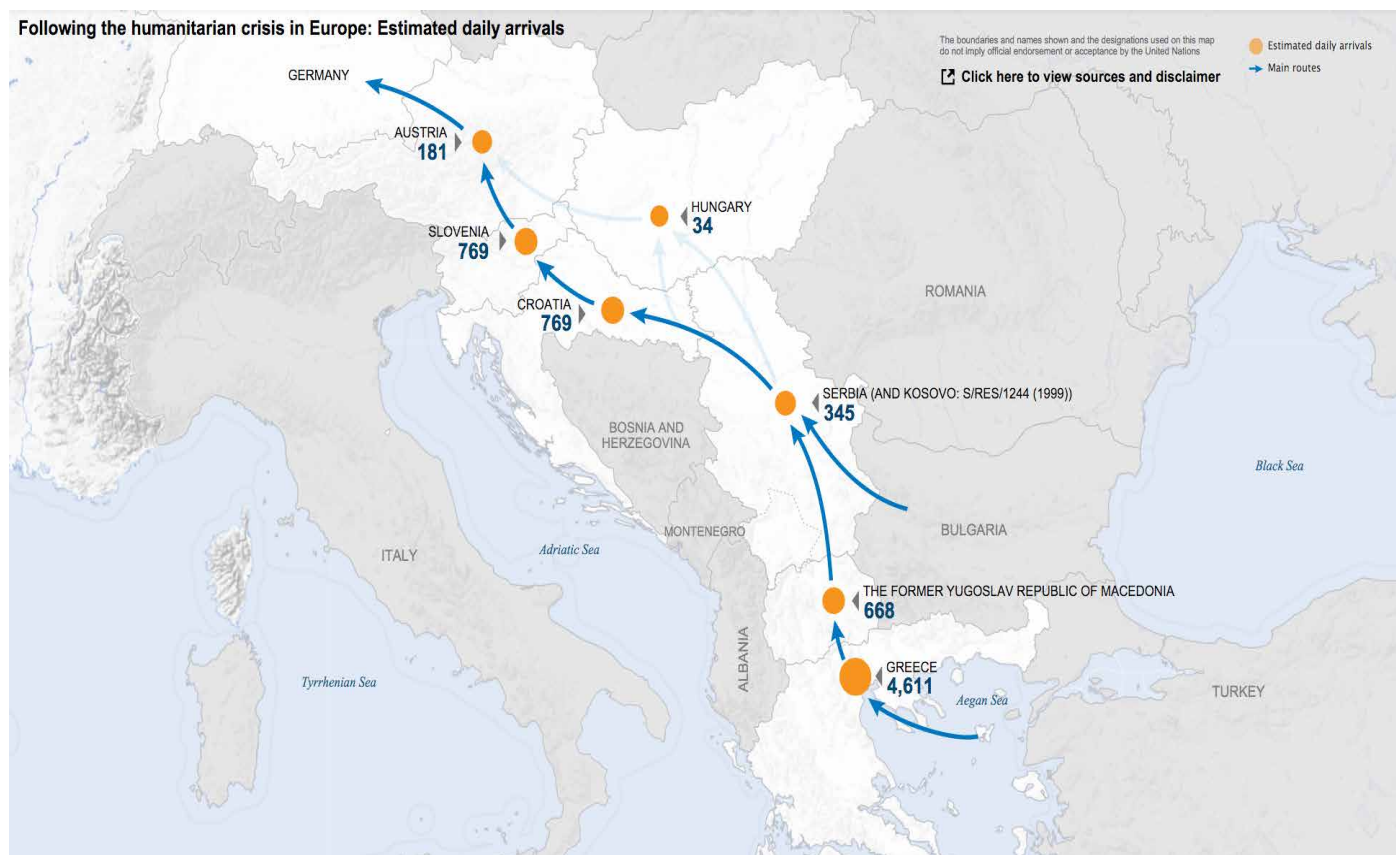
● Sea arrivals in 2016
→ Main routes through the Mediterranean

Demographics based on arrivals since 1 Jan 2016



*Serbia (AND KOSOVO: S/RES/1244 (1999))
The boundaries and names shown and the designations used on this map do not imply official endorsement or acceptance by the United Nations

Following the humanitarian crisis in Europe: Estimated daily arrivals

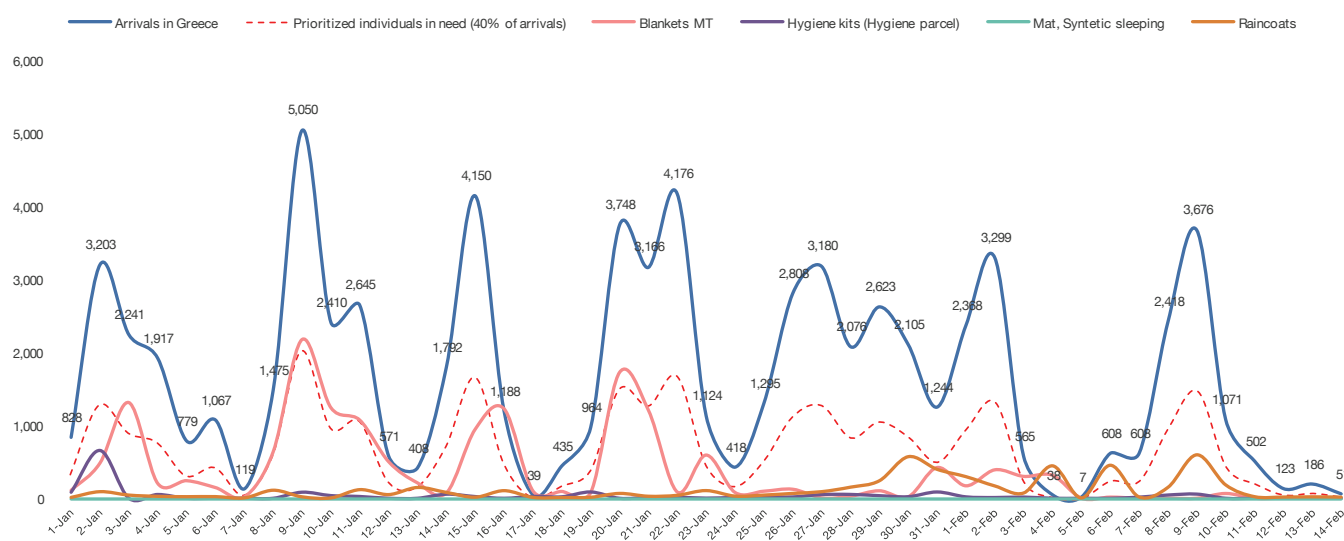




Annex 2: Distribution Table Data 2016

Category	Items	Total Distributed	Greece	Serbia	fYRoM*	Croatia	Slovenia
Individual	Blankets MT	26,395	16,574	0	0	9,001	820
Individual	Blankets HT	14,394	1,611	4,997	5,115	0	2,671
Individual	Bag	9,303	0	590	0	7,207	1,506
Individual	Hygiene kits (Hygiene parcel)	8,536	5,006	3,268	0	0	262
Individual	Mat, Syntetic sleeping	2,864	2,817	47	0	0	0
Individual	Rubber mats	300	0	0	300	0	0
Individual	Sleeping bags	11,628	11,307	244	64	0	13
Individual	Socks	21,545	0	7,366	4,417	3,212	6,550
Individual	Footwear	20,656	261	9,952	5,820	3,067	1,556
Individual	Raincoats	15,461	6,757	1,707	3,640	0	3,357
Individual	Winter jacket	22,308	3,041	8,527	8,352	2,388	0
Individual	Hats (scarf and others)	14,190	850	0	13,340	0	0
Individual	Thermal ear covers	839	0	0	0	839	0
Individual	Hand and body warmers	0	0	0	0	0	0
Individual	Gloves	28,119	14,617	0	11,900	1,602	0
Family	Solar lamp (Sunbell)	10	10	0	0	0	0
Family	Torches (Rechargeable)	200	0	0	200	0	0
Food and Water	Food items (KG)	3,694	0	3,589	105	0	0
Food and Water	High Energy Bisquits (HEBs) KG	25,904	19,418	5,326	1,160	0	0
Food and Water	Cans (number of)	25,078	0	25,078	0	0	0
Food and Water	Water (liters)	39,231	10,643	28,088	0	0	500

Monitoring Distribution Ratio in Greece 1 January to 14 February



This graph indicates total daily arrivals on the Greek islands and the amount of humanitarian aid items distributed. The dotted red line indicates the estimated 40% most vulnerable persons, whom UNHCR is targeting for assistance.