

EUROPE REFUGEES & MIGRANTS EMERGENCY RESPONSE

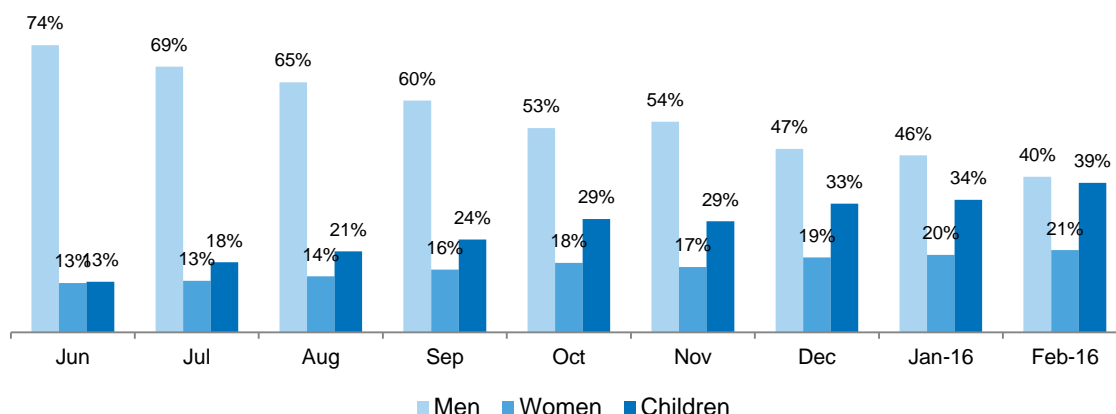
GENDER BREAKDOWN OF ARRIVALS TO GREECE AND ITALY

Based on Government data from June 2015 to February 2016

Total Arrivals in 2015 - Greece: **856,723** Italy: **153,842**

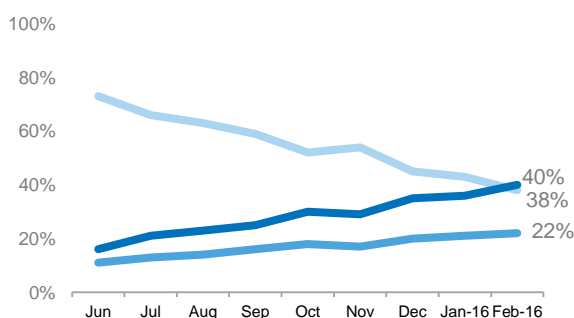
Total Arrivals in 2016 (as of 29 Feb, 2016) - Greece: **124,481** Italy: **9,100**

Breakdown of Men, Women and Children by month – Cumulative arrivals to Greece and Italy

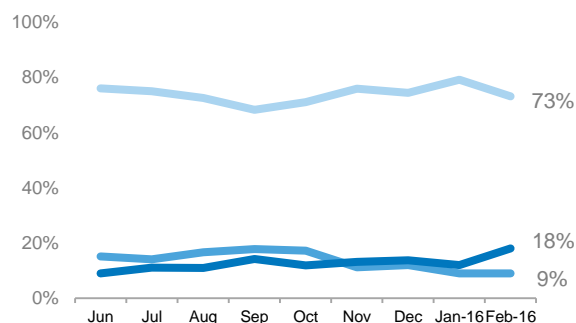


Comparison between Arrivals to Greece and to Italy - Men, Women and Children by month

GREECE



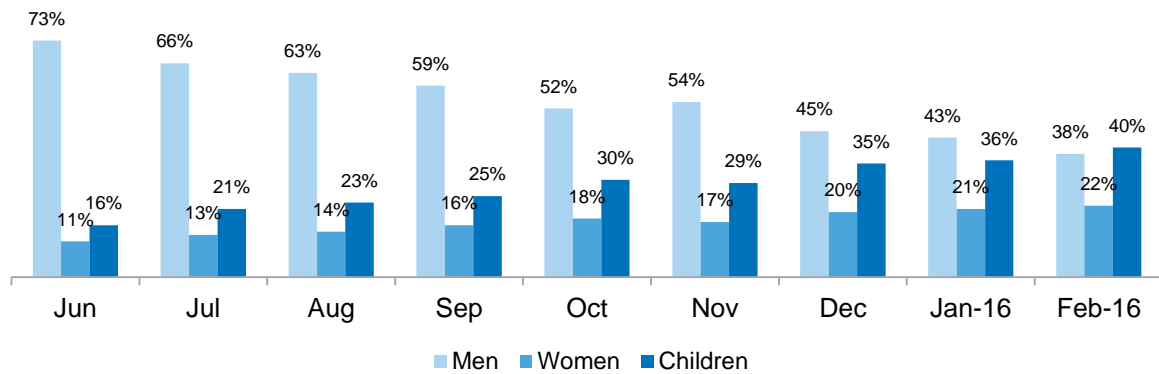
ITALY



Men Women Children

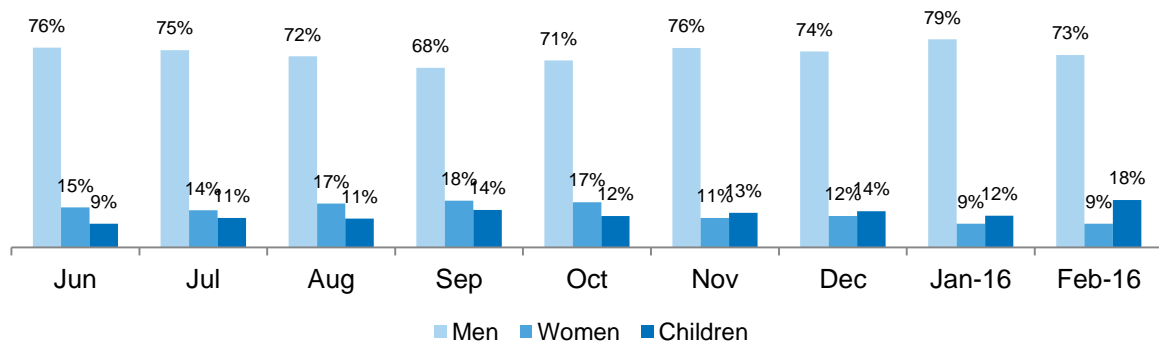
GREECE

Breakdown of Men, Women and Children arrived by month



ITALY

Breakdown of Men, Women and Children arrived by month



Sources:

Arrival figures for Greece are collected in the framework of UNHCR border activities and are provided by Hellenic Coastguard and Hellenic Police. Percentages are based on partial data; Arrival figures for Italy are provided by Italian Ministry of Interior. Figures are subject to future adjustment and should not be considered final.

Links: data.unhcr.org/Mediterranean

Greece: [Trends of men, children and women arriving to Greece \(June 2015 - February 2016\)](#)

Italy: [Monthly Sea Arrivals to Italy and Malta Jan-Dec 2015](#)