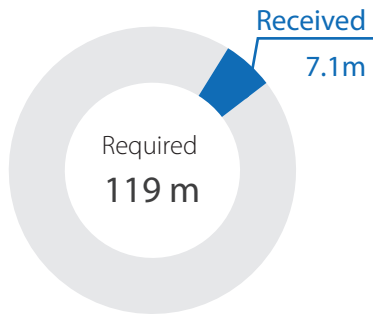




The monthly dashboard summarizes the progress made by partners involved in the Lebanon Crisis Response and highlights trends affecting people in need. Social Stability partners are working to strengthen local communities and institutions ability to mitigate tensions and prevent conflict, and to inform the overall response on the evolution of tensions.


2016 Funding Status as of 31 May 2016



Targeted Communities

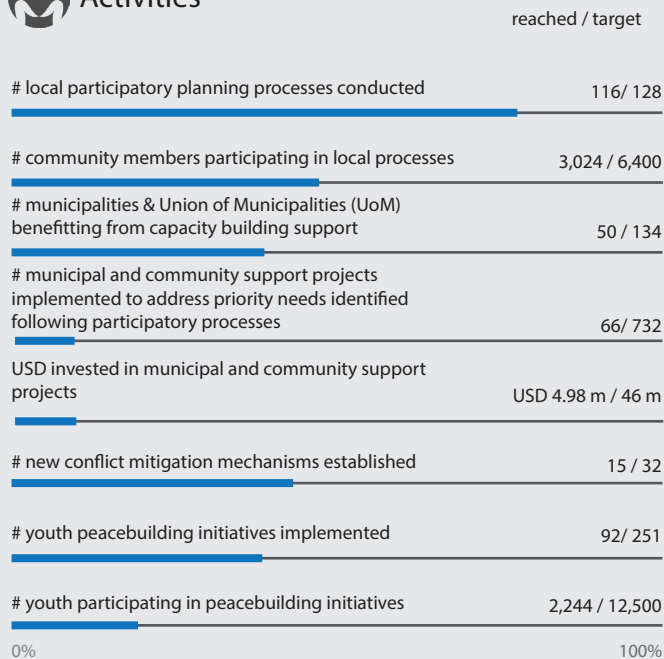


population in cadastres reached by SoSt Partners



Progress against targets - Activity indicators

Activities

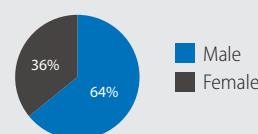


Outputs

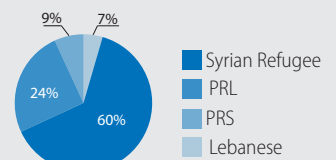


Gender/Type Breakdown

Participants in social stability activities

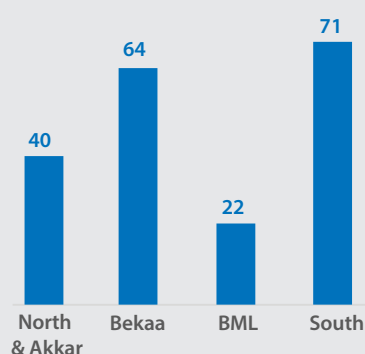


Youth peacebuilding initiatives

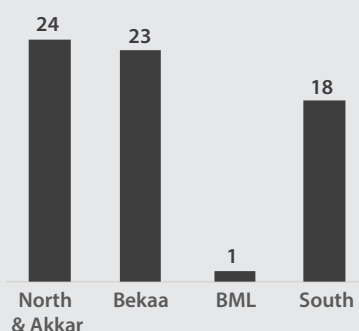


Analysis

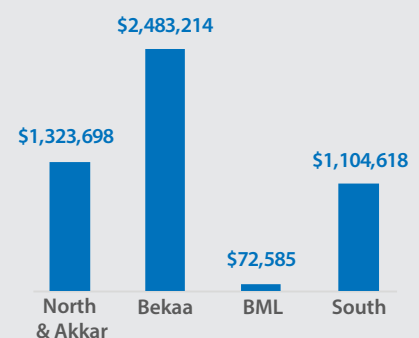
Number of municipalities supported by area of operation



Number of municipal and community support projects implemented



USD value of projects implemented



Social Stability partners maintained a high level of activities over the first half of 2016, with 20 of the 29 appealing partners reporting activities and results in the sector. Partners are currently active in 205 of the 251 most vulnerable cadastres, with over 300 interventions currently ongoing. Two third of these interventions focus on strengthening municipalities capacity to mitigate tensions, while 50 interventions are ongoing to foster local inter-community dialogue and another 50 aim at implementing youth peacebuilding initiatives (joined community campaigns, sport activities, etc...). However this high level of interest of LCRP partners to implement social stability programmes might be threatened by the low amount of new funding mobilized. Indeed, the first half of 2016 has witnessed a sharp decrease in funding for the sector compared to the same period in 2015 with USD\$7m received to date in 2016 compared to \$44m by June 2015.

Therefore, partners are currently implementing programmes mostly based on funding carried over from 2015. However, the overall limitations of the current funding is already apparent, with lower results achieved in 2016 compared to 2015 in all areas of the sector: 184 municipalities are receiving capacity support for social stability compared to 228 in June last year, 66 projects worth \$5m have been completed vs. 114 worth \$7m in June 2015, 15 new conflict mitigation mechanisms have been established vs. 36, and 92 youth peacebuilding initiatives implemented vs. 138 in the first half of 2015.

In this context, the main achievement in the first half of 2016 revolves around the completion of participatory municipal planning processes in the most vulnerable cadastres. Under the leadership of the Ministry of Social Affairs, 100 new 'maps of risks and resources' (MRR) have been conducted, allowing over 3,500



Facts and Figures

251

cadastres identified as most vulnerable

114

vulnerable cadastres where population has increased by 50% or more

70%

% of municipalities too small to provide any local services (of 1,108 Municipalities) - (LCPS)

55%

% of host and displaced communities members reporting multiple causes of tensions between communities in 251 vulnerable cadastres (REACH)

host community members to identify priority issues in their respective communities. Over the past two years, the MRR process was implemented in all 251 communities identified as most vulnerable, and the results will be released by the Government in July.

The lack of new funding is therefore threatening to undermine the overall achievements of the sector which cannot sustain local dialogue without bringing tangible benefits (i.e. concrete projects such as rehabilitation of public space, provision of equipment to local authorities...) to the most pressured communities. The current trend of funding creates a real risk of raising expectations without delivering adequately.



Changes in Context - Second Quarter

The main contextual change in the first half of 2016 was the organization of the long-awaited municipal elections throughout the month of May. While this is fundamental to renew the democratic legitimacy of municipalities as the key local institution on the ground, the elections have also contributed to slowing down the work of partners, as changes in municipal leadership means that some projects and interventions had to be halted and relationship rebuilt.

In the meantime, the sector continued to refine the understanding of its impact on social stability, through a fourth round of evaluation of municipal support programmes. The new findings confirm that supporting municipalities specifically in their delivery of basic services is helping in fostering change in local relationships and increasing positive perceptions between groups and local institutions. Targeted locations have notably shown a decrease in negative perception towards refugees over time. However, the evaluation also points out that the mere implementation of basic services projects is not enough especially as the issue of employment is gaining in importance as a driver of tensions in assessed communities, particularly among youth.

Recommendations emphasize the need to tap into the potential for increased communication between municipalities and local communities as well as dialogue among youth as a key strategy to bridge that gap.

Organizations

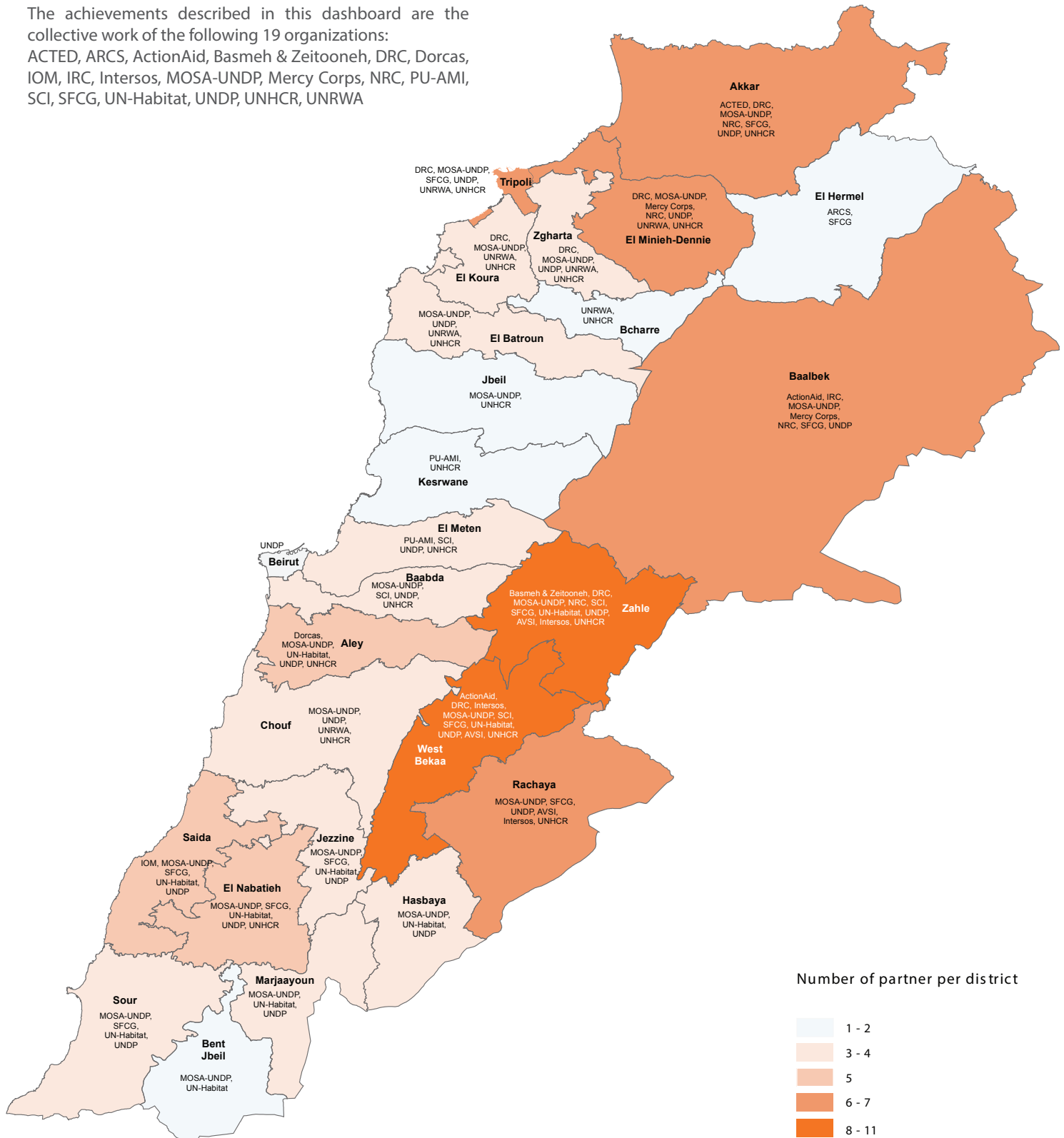
The achievements described in this dashboard are the collective work of the following organizations: ACTED, ARCS, ActionAid, Basmeh & Zeitooneh, DRC, Dorcas, IOM, IRC, Intersos, MOSA-UNDP, Mercy Corps, NRC, PU-AMI, SCI, SFCG, UN-Habitat, UNDP, UNHCR, UNRWA



Organizations per district

The achievements described in this dashboard are the collective work of the following 19 organizations:

ACTED, ARCS, ActionAid, BasmeH & Zeitooneh, DRC, Dorcas, IOM, IRC, Intersos, MOSA-UNDP, Mercy Corps, NRC, PU-AMI, SCI, SFCG, UN-Habitat, UNDP, UNHCR, UNRWA



Note: This map has been produced by UNHCR based on maps and material provided by the Government of Lebanon for UNHCR operational purposes. It does not constitute an official United Nations map. The designations employed and the presentation of material on this map do not imply the expression of any opinion whatsoever on the part of the Secretariat of the United Nations concerning the legal status of any country, territory, city or area or of its authorities, or concerning the delimitation of its frontiers or boundaries.

