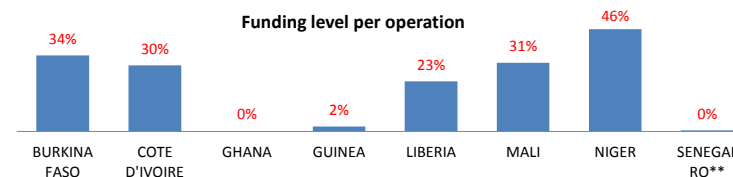




## West Africa Funding Update-2014

As of 1 October 2014



		Recorded Contributions (In USD)								Grand Total
		BURKINA FASO	COTE D'IVOIRE	GHANA	GUINEA	LIBERIA	MALI	NIGER	SENEGAL RO	
		BROADLY EARMARKED TO THE SUBREGION								
	CANADA									897,666
	CERF									2,835,282
	DENMARK	1,407,485	3,701,294		110,038	1,507,520	2,200,769	1,900,665	190,066	11,017,838
	EUROPEAN UNION							2,719,240		2,719,240
	JAPAN	2,400,000				1,500,000	6,800,000	6,000,000		16,700,000
	LIECHTENSTEIN									110,254
	NIGERIA								31,867	31,867
	PRIV DONORS ITALY						205,198			205,198
	PRIV DONORS JAPAN	99,015	368,460							467,475
	REPUBLIC OF KOREA						100,000			100,000
	SPAIN							679,348		679,348
	UN PROG ON HIV/AIDS	25,000		20,000		40,000		25,000	40,000	150,000
	UNITED KINGDOM						1,672,241	1,672,241		3,344,482
	UNITED STATES OF AMERICA	3,900,000	4,100,000			5,300,000	9,000,000	6,200,000		28,500,000
Total		8,834,174	8,169,754	20,000	110,038	8,347,520	21,586,234	20,423,750	261,934	1,007,920
										68,761,324

		Funding Analysis (In USD)								Grand Total
		BURKINA FASO	COTE D'IVOIRE	GHANA	GUINEA	LIBERIA	MALI	NIGER	SENEGAL RO**	
		BROADLY EARMARKED TO THE SUBREGION								
	Financial Requirements	25,708,635	27,387,841	11,137,473	5,074,471	36,778,663	69,589,103	44,157,211	54,654,054	NA
	Funding	8,834,174	8,169,754	20,000	110,038	8,347,520	21,586,234	20,423,750	261,934	1,007,920
	Funding Level	34%	30%	0%	2%	23%	31%	46%	0%	NA
										25%

\*Regional funding for the Mali and CAR situations are not considered as broadly earmarked to West Africa as they can only be allocated to countries affected by the Mali or CAR emergency.

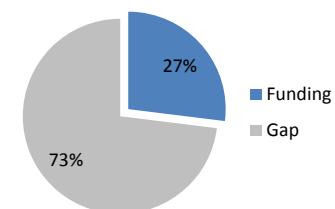
\*\* Includes UNHCR's operations in Benin, Gambia, Guinea-Bissau, Nigeria, Sierra Leone and Togo

DER/DRRM



# Mali Situation Funding Update-2014

As of 1 October 2014



		Recorded Contributions (In USD)					
		BURKINA FASO	MALI	MAURITANIA	NIGER	BROADLY EARMARKED TO THE SITUATION	Grand Total
	CANADA					1,346,499	1,346,499
	CERF		1,608,025				1,608,025
	DENMARK	1,407,485	2,200,769		1,900,665		5,508,919
	EUROPEAN UNION				1,358,696		1,358,696
	FRANCE					478,795	478,795
	JAPAN	2,400,000	6,800,000	3,000,000	4,876,153		17,076,153
	PRIV DONORS CANADA					1,726	1,726
	PRIV DONORS ITALY					95,867	95,867
	PRIV DONORS JAPAN					4,625	4,625
	PRIV DONORS SPAIN					225	225
	PRIV DONORS SWITZERLAND					1,154	1,154
	SPAIN				407,609		407,609
	SWEDEN					2,897,667	2,897,667
	SWITZERLAND					1,441,948	1,441,948
	UNITED KINGDOM		1,672,241				1,672,241
	UNITED STATES OF AMERICA	2,900,000					2,900,000
Total		7,710,159	12,281,035	3,000,000	8,543,122	6,269,629	37,803,945


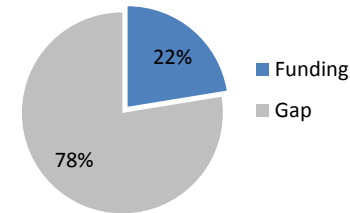
		Funding Analysis (In USD)					
		BURKINA FASO	MALI	MAURITANIA	NIGER	BROADLY EARMARKED TO THE SITUATION	Grand Total
	Financial Requirements	25,708,635	63,374,757	16,005,675	35,157,210	NA	140,246,277
	Funding	7,710,159	12,281,035	3,000,000	8,543,122	6,269,629	37,803,945
	Funding Level	30%	19%	19%	24%	NA	27%

DER/DRRM



## Nigeria Situation Funding Update-2014

As of 1 October 2014



[Link to the Appeal](#)

		Recorded Contributions (In USD)					
		Cameroon	Chad	Nigeria	Niger	BROADLY EARMARKED TO THE SITUATION	Grand Total
	CERF				1,227,257		1,227,257
	JAPAN				1,123,847		1,123,847
	SPAIN				271,739		271,739
	UNITED KINGDOM				1,672,241		1,672,241
	ECHO				1,360,544		1,360,544
	<b>Total</b>	-	-	-	5,655,628	-	5,655,628

		Funding Analysis (In USD)					
		Cameroon	Chad	Nigeria	Niger	BROADLY EARMARKED TO THE SITUATION	Grand Total
	Financial Requirements	6,864,401	3,697,260	5,473,649	9,175,000	NA	25,210,310
	Funding	-	-	-	5,655,628	NA	5,655,628
	<b>Funding Level</b>	<b>0%</b>	<b>0%</b>	<b>0%</b>	<b>62%</b>	<b>NA</b>	<b>22%</b>

DER/DRRM