

## Daily Statistics

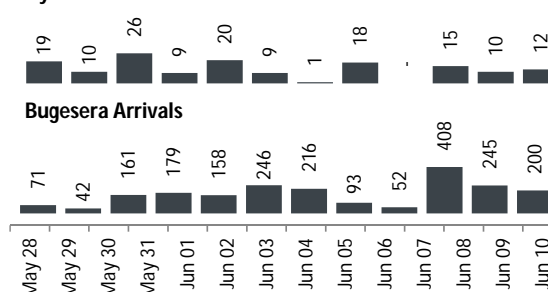
Registered on 10 June 2015

Mahama	88
Bugesera	523
Nyagatare	8
<b>Total</b>	<b>619</b>

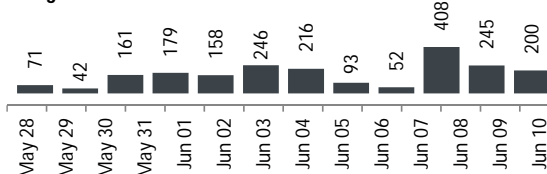
Camp / Reception Centre Population

Bugesera*	4,745	1,680
Nyanza*	16	7
Nyagatare*	308	125
Mahama**	26,407	10,394
<b>Total</b>	<b>31,476</b>	<b>12,206</b>

### Nyanza Arrivals



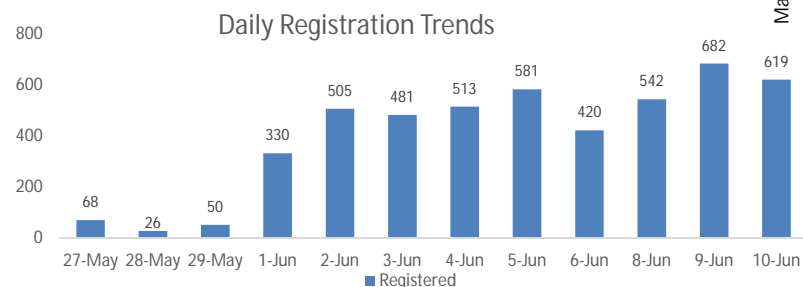
### Bugesera Arrivals



<b>31,483</b>	<b>Total</b>
<b>28,837</b>	Registered
<b>2,646</b>	Pending

Total arrivals : 354

7 Individuals pending transportation from districts to the reception centers.

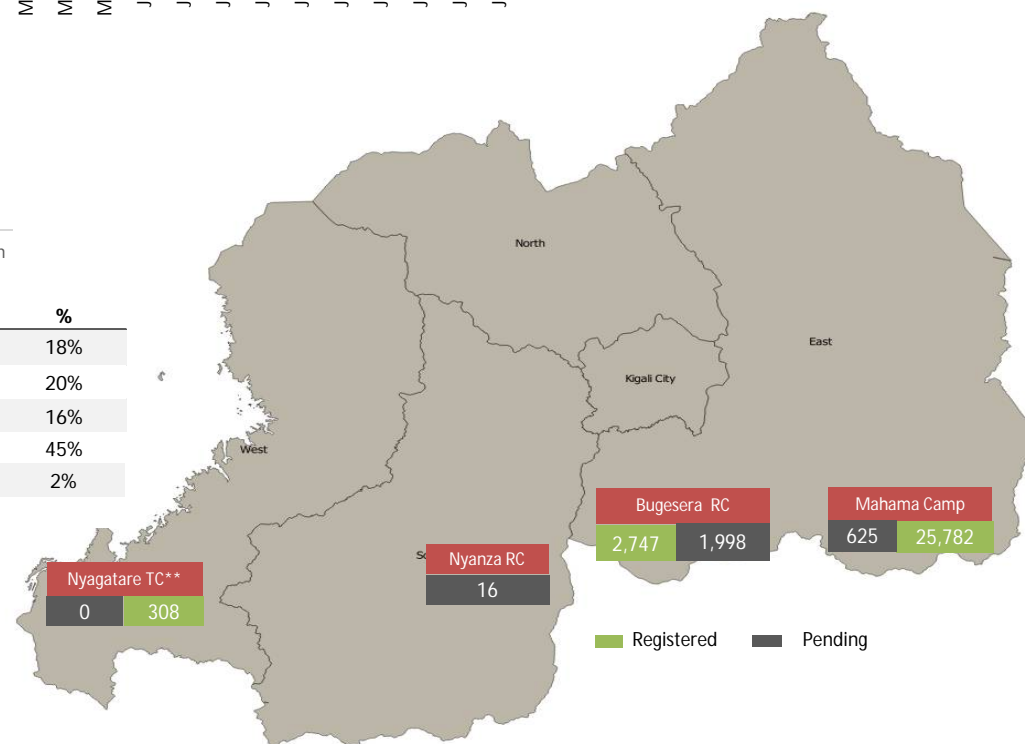


Area of Origin

Bubanza	73
Bujumbura	2315
Mwaro	347
Cibitoke	183
Karuzi	575
Kayanza	298
Kirundo	19,701
Muyinga	2,285
Ngozi	1045
Others	2,015
<b>Total</b>	<b>28,837</b>

Age Cohort

Age Cohort	Female	Male	Total	%
0 - 4 years	2,526	2,631	5,157	18%
5 - 11 years	2,810	2,826	5,636	20%
12 - 17 years	2,250	2,405	4,655	16%
18 - 59 years	6,499	6,350	12,849	45%
60 + years	351	189	540	2%
<b>Total</b>	<b>14,436</b>	<b>14,401</b>	<b>28,837</b>	



\*Source: MIDIMAR Camp Manager

\*\* Figures represent individuals registered in Mahama but not necessarily physically living there

Statistics can be downloaded daily from <http://data.unhcr.org/drc/country.php?id=182>