

## Daily Statistics

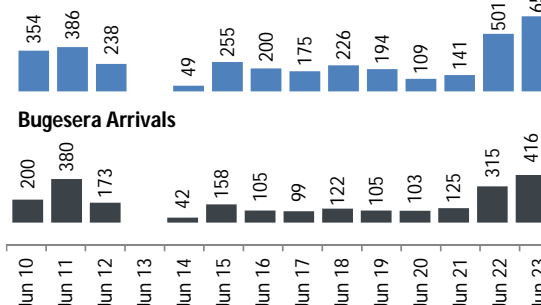
Registered on 23 June 2015

Kigali	638
Mahama	112
Nyagatare	23
<b>Total</b>	<b>773</b>

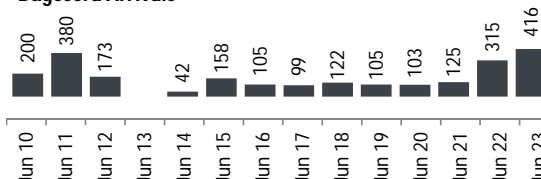
Camp / Reception Centre Population

Bugesera*	6,412	2,081
Nyanza*	248	83
Nyagatare**	393	163
Mahama**	27,584	11,327
Kigali	9,049	2,302
<b>Total</b>	<b>43,686</b>	<b>15,956</b>

### Total Arrivals

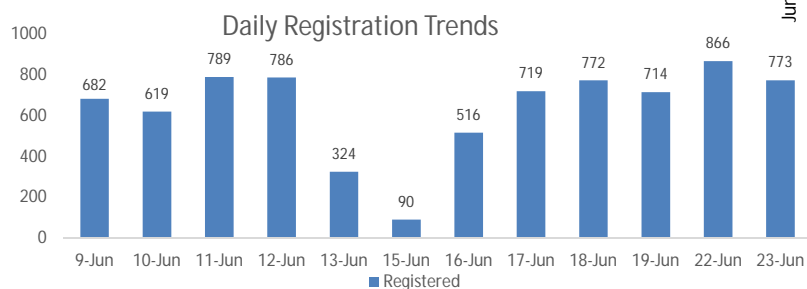


### Bugesera Arrivals



<b>43,831</b>	<b>Total</b>
<b>35,121</b>	Registered
<b>8,710</b>	Pending

Nyanza Arrivals : **74** Rusizi Arrivals: **20** Mahama Arrivals: **10**  
145 individuals pending transportation from districts to reception centers.

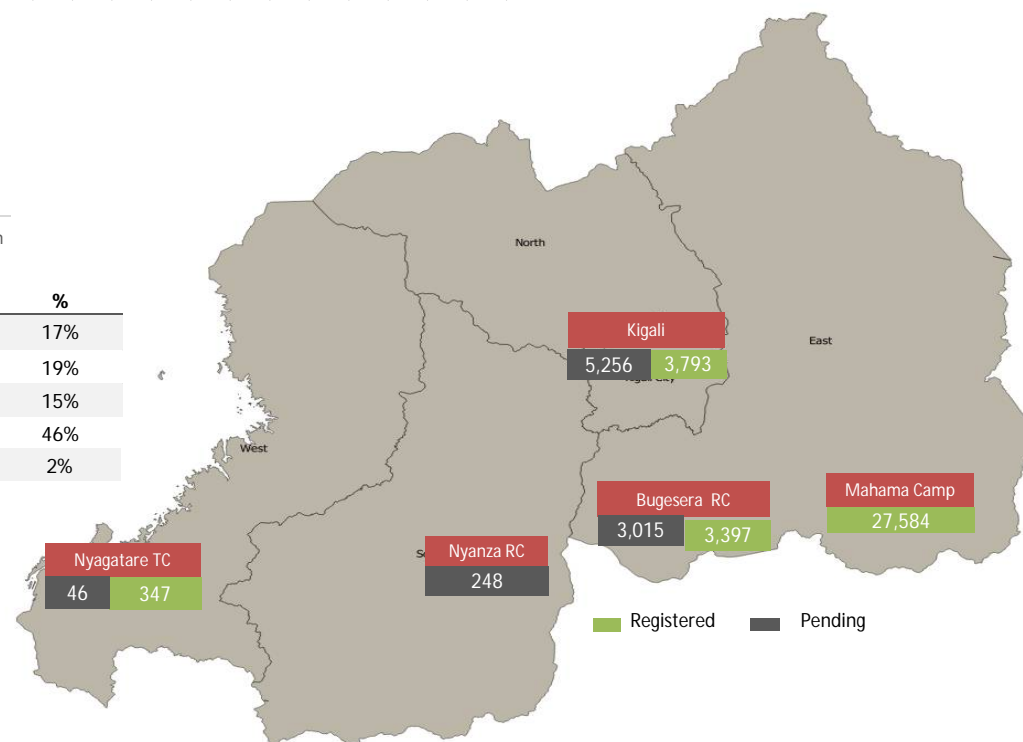


Area of Origin

Bubanza	104
Bujumbura	6265
Mwaro	346
Cibitoke	277
Karuzi	633
Kayanza	363
Kirundo	20,831
Muyinga	2,441
Ngozi	1298
Others	2,563
<b>Total</b>	<b>35,121</b>

Age Cohort

Age Cohort	Female	Male	Total	%
0 - 4 years	2,966	3,109	6,075	17%
5 - 11 years	3,320	3,364	6,684	19%
12 - 17 years	2,649	2,732	5,381	15%
18 - 59 years	8,635	7,682	16,317	46%
60 + years	455	209	664	2%
<b>Total</b>	<b>18,025</b>	<b>17,096</b>	<b>35,121</b>	



\*Source: MIDIMAR Camp Manager

\*\* Figures represent where individuals were registered but not necessarily their current physical location.

Statistics can be downloaded daily from <http://data.unhcr.org/drc/country.php?id=182>