

SECOND QUARTER 2016 - REFUGEE COMPONENT

Funding Status

45% - \$339m

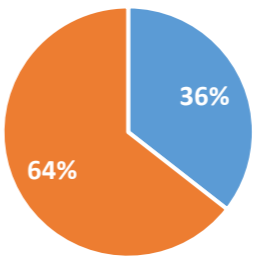
of the total requested funds have been received under refugee component

Total Requested (USD) \$750,910,701

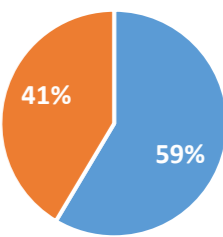
Funds Received (USD) - 2Q \$339,337,707

Requested but not funded (USD) \$411,572,995

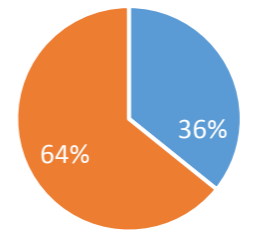
BASIC NEEDS



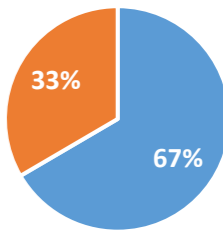
EDUCATION



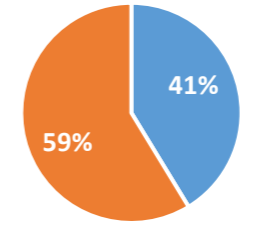
FOOD SECURITY



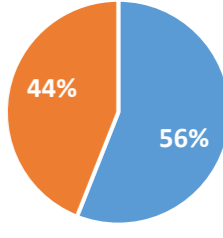
HEALTH



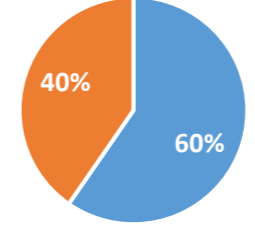
PROTECTION



SHELTER

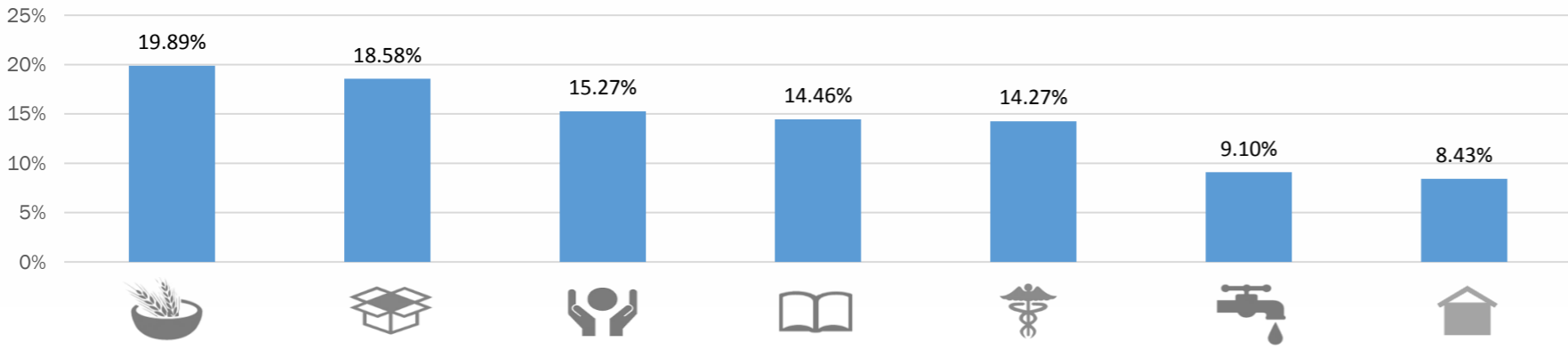


WASH



**Disclaimer:** This FTS is based on funds received by refugee response partners in Jordan. It only covers the inter-agency appeal for the refugee pillar of the 3RP, in support of the Jordan Response Plan (JRP). The JRP FTS remains the authoritative source for funds pledged and allocated to the JRP log-frame. For more information, see <http://www.jrpssc.org/jrpfts/>

Distribution of received funds across Sectors



Distribution of received funds per Sector

Sector	Total Required (in USD)	Received (in USD)	% Received
FOOD SECURITY	\$188,632,834	\$67,493,645	35.8%
BASIC NEEDS	\$177,362,744	\$63,048,182	35.5%
PROTECTION	\$125,575,937	\$51,848,381	41.3%
EDUCATION	\$83,770,387	\$49,061,645	58.6%
HEALTH	\$72,710,658	\$48,404,073	66.6%
WASH	\$51,768,332	\$30,869,171	59.6%
SHELTER	\$51,089,809	\$28,612,610	56.0%
Grand Total	\$750,910,701	\$339,337,707	45.2%

Participating Agencies (Reporting Status in 2nd Quarter)

55 Requested  
55 Reported (100% of total appeal)  
0 Not Reported (0% of total appeal)

**Note:** The sectors within the JRP which have no direct counterparts in other countries in the region have been merged as follows: JRP Energy sector is reflected within 3RP Shelter; JRP Justice sector is reflected in 3RP Protection.

For more information on FTS, contact: [koyama@unhcr.org](mailto:koyama@unhcr.org), [dioufg@unhcr.org](mailto:dioufg@unhcr.org)

Agencies without funding

4 Agencies without funding



No direct funds received by these agencies from donors under Refugee component.