

# Registered Iraqis in Jordan

15 August 2016



Total Active Registered Iraqis

57,618

## Standard Age and Gender

Age	0-4	5-11	12-17	18-35	36-59	60+	Total	%
Female	2,262	4,240	2,705	8,456	7,243	3,027	27,933	48.5%
Male	2,461	4,634	2,967	9,515	7,493	2,615	29,685	51.5%
Total	4,723	8,874	5,672	17,971	14,736	5,642	57,618	100%
	8.2%	15.4%	9.8%	31.2%	25.6%	9.8%		

## Place of Origin

Baghdad	30,504	52.9%
Erbil	6,085	10.6%
Basrah	3,705	6.4%
Anbar	3,630	6.3%
Ninewa	3,497	6.1%
Dahuk	2,052	3.6%
Salah al-Din	1,222	2.1%
Thi-Qar	1,128	2.0%
Diyala	988	1.7%
Tameem	914	1.6%
Muthanna	519	0.9%
Missan	446	0.8%
Babylon	421	0.7%
Sulaymaniyah	399	0.7%
Najaf	284	0.5%
Wassit	274	0.5%
Qadissiya	191	0.3%
Kerbala	184	0.3%
Other	1,175	2.0%

## Specific Needs

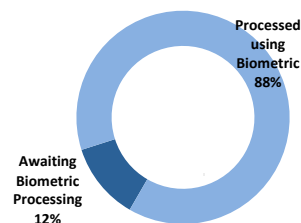
Serious medical condition	5,390	9.4%
Disability	2,055	3.6%
Child at risk	1,858	3.2%
Specific legal and physical protection needs	1,813	3.1%
Woman at risk	1,614	2.8%
Single parent	942	1.6%
Older person at risk	711	1.2%
Unaccompanied or separated child	168	0.3%
Total	14,551	25.3%

\* An individual can have more than one specific need

## Arrivals

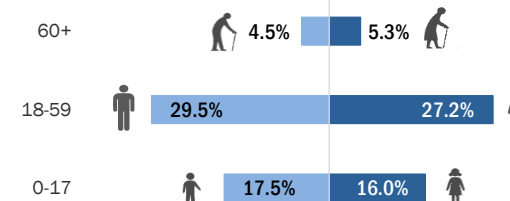
	Arrival	Registration
Pre-2006	4,400	72,668
2006	3,428	4,689
2007	2,279	31,284
2008	1,171	9,761
2009	1,509	6,840
2010	2,164	7,980
2011	2,641	7,767
2012	2,840	4,090
2013	5,167	5,395
2014	18,378	21,538
2015	8,708	9,861
2016	4,933	6,235

## Biometric Statistics (IRIS)



UNHCR Jordan

## Age-Gender Breakdown

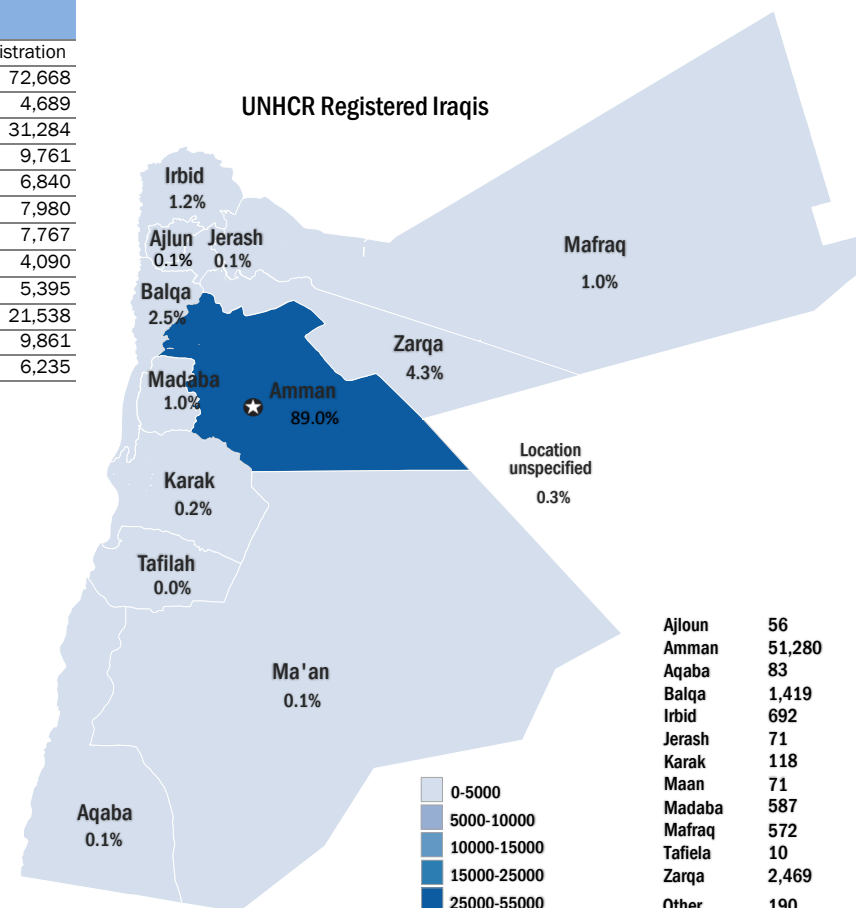


5,642  
9.8%

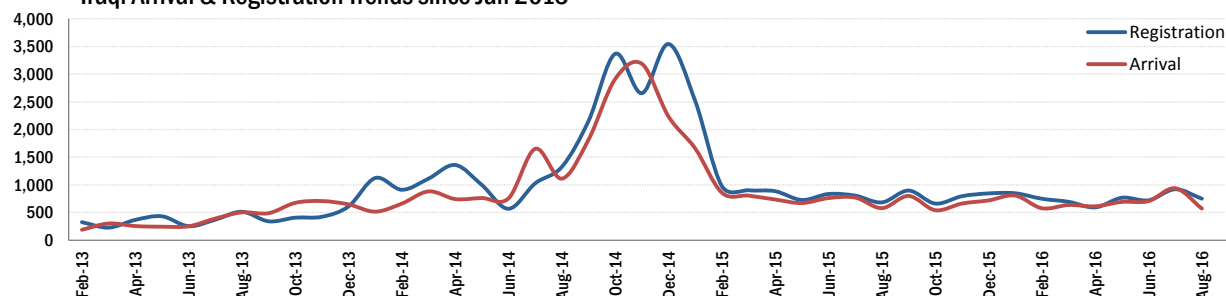
32,707  
56.8%

19,269  
33.4%

## UNHCR Registered Iraqis



## Iraqi Arrival & Registration Trends since Jan 2013



Interagency Portal: <http://data.unhcr.org/Syrianrefugees>

UNHCR on the web: <http://www.unhcr.org> ; <http://www.unhcr.org>

UNHCR on Social network: <http://www.facebook.com/UNHCRJordan> ; [http://twitter.com/And\\_Harper](http://twitter.com/And_Harper) ; <http://twitter.com/ZaatariCamp>

DAG Jordan

\* Coloured map only reflects refugees living outside camps.