

Total Active Registered Syrians **656,042**



Urban

515,024
78.5%


Camps

141,018
21.5%

Standard Age and Gender

Age	0-4	5-11	12-17	18-35	36-59	60+	Total	%
Female	51,394	70,037	42,944	98,207	55,920	13,917	332,419	50.7%
Male	54,249	74,107	45,307	92,233	47,780	9,947	323,623	49.3%
Total	105,643	144,144	88,251	190,440	103,700	23,864	656,042	100%
	16.1%	22.0%	13.5%	29.0%	15.8%	3.6%		

Place of Origin

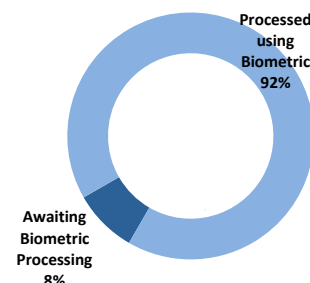
Dar'a	276,848	42.2%
Homs	106,078	16.2%
Rural Damascus	78,358	11.9%
Aleppo	64,794	9.9%
Damascus	48,971	7.5%
Hama	32,979	5.0%
Ar-raqqa	15,591	2.4%
Idlib	10,576	1.6%
Deir-ez-zor	6,233	1.0%
Al-hasakeh	4,977	0.8%
Quneitra	2,837	0.4%
As-sweida	1,407	0.2%
Lattakia	1,294	0.2%
Tartous	351	0.1%
Other	4,748	0.7%

Specific Needs

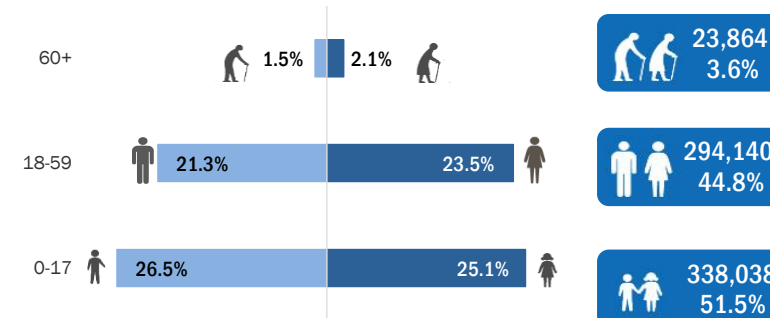
Child at risk	50,141	7.6%
Specific legal and physical protection needs	49,686	7.6%
Serious medical condition	42,181	6.4%
Woman at risk	24,379	3.7%
Single parent	21,366	3.3%
Disability	17,698	2.7%
Older person at risk	5,862	0.9%
Unaccompanied or separated child	4,719	0.7%
Total	216,032	32.9%

* An individual can have more than one specific need

Biometric Statistics (IRIS)



Age-Gender Breakdown



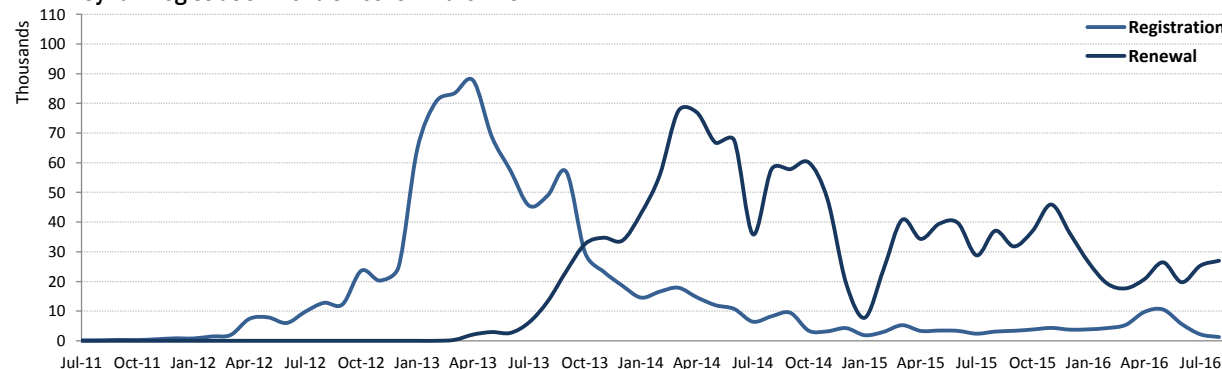
Arrivals

Pre-2011	10,094	1.5%
2011	22,511	3.4%
2012	175,024	26.7%
2013	300,261	45.8%
2014	81,267	12.4%
2015	33,186	5.1%
2016	33,699	5.1%

Registration Trend

2011	2,360	0.2%
2012	129,339	12.9%
2013	665,206	66.4%
2014	121,386	12.1%
2015	41,042	4.1%
2016	42,884	4.3%

Syrian Registration Trend since 01 March 2011



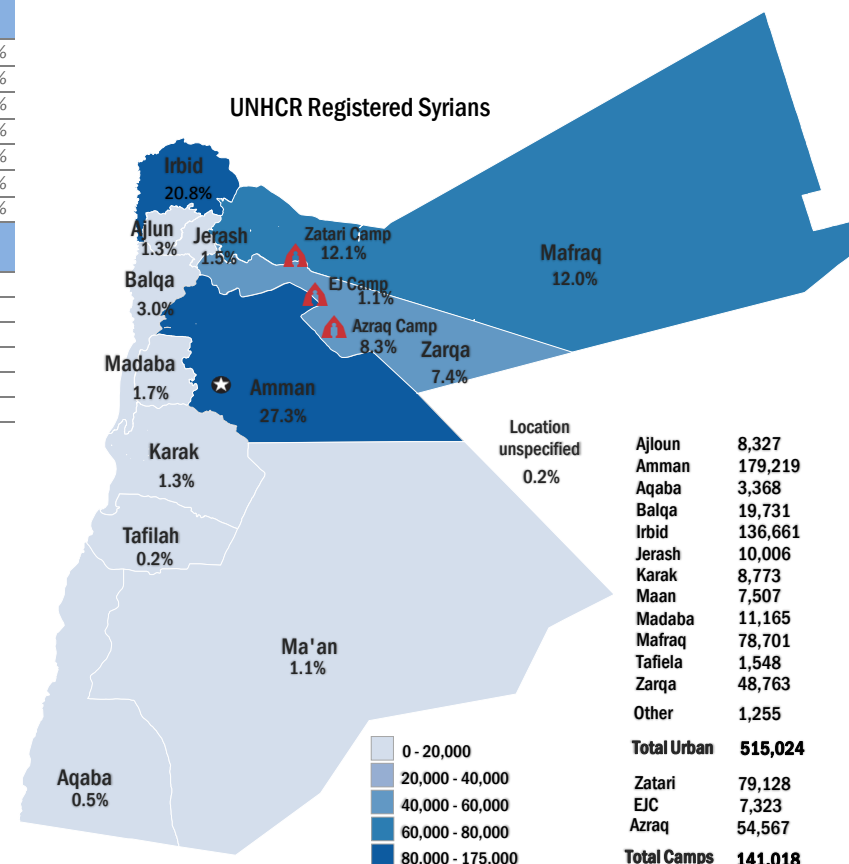
Interagency Portal: <http://data.unhcr.org/Syrianrefugees>

UNHCR on the web: <http://www.unhcr.org> ; <http://www.unhcr.org>

UNHCR on Social network: <http://www.facebook.com/UNHCRJordan> ; http://twitter.com/And_Harper ; <http://twitter.com/ZaatarCamp>

DAG Jordan

UNHCR Registered Syrians



* Coloured map only reflects refugees living outside camps.