

Monday 22<sup>nd</sup> August 2016


## Burundian Refugees in Rwanda

### Registration Statistics

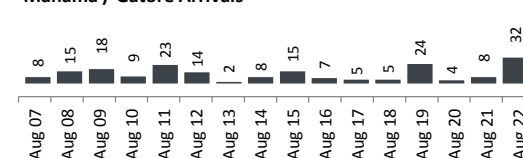
Registered	
Mahama	-
Kigali	-
Nyagatare	-
<b>Total</b>	<b>-</b>


Camp / Reception Centre Population		
Bugesera*	657	358
Nyanza*	335	178
Nyagatare*	81	27
Mahama	50,023	18,725
Gatore*	178	101
Kigali	26,336	12,480
Huye	3,098	1,128
<b>Total</b>	<b>80,708</b>	<b>32,997</b>

#### Total Arrivals



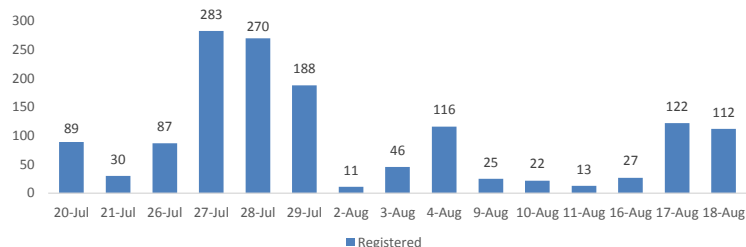
#### Mahama / Gatore Arrivals



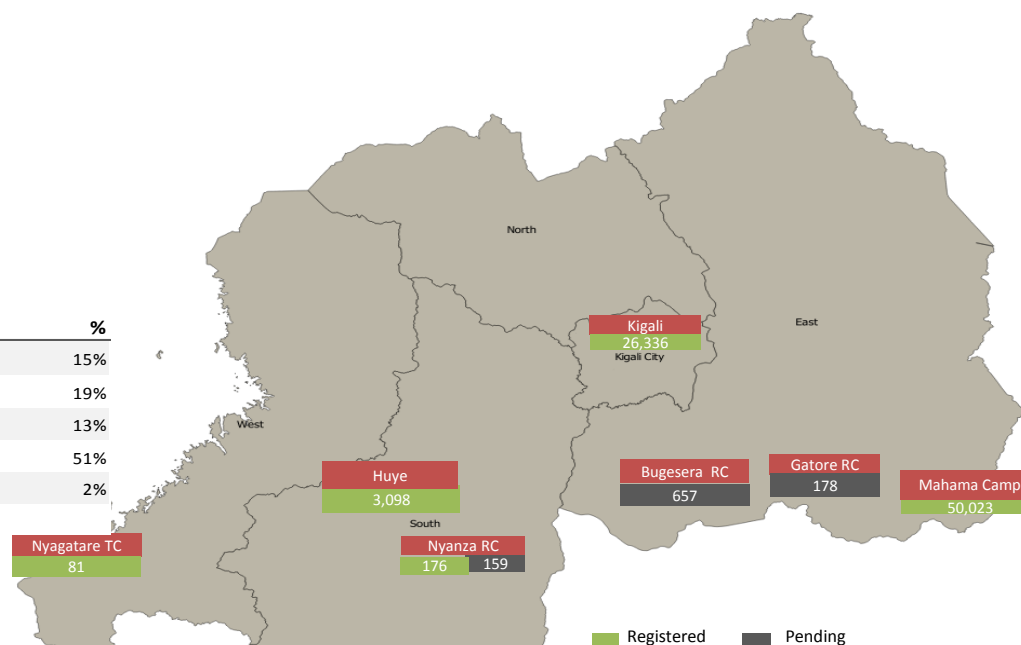
	<b>80,708</b>	<b>Total Active Refugees</b>
	<b>79,714</b>	Registered L2
	<b>994</b>	Registered L1**
	<b>6,244</b>	Temporarily Inactivated***
	<b>86,952</b>	Active + Inactive Refugees

Nyanza Arrivals : 5 Bugesera Arrivals : 4 Rusizi Arrivals : 0

#### Daily Registration Trends



Area of Origin	Age Cohort	Female	Male	Total	%
Kirundo	0 - 4 years	5,998	6,216	12,214	15%
Bujumbura Mairie	5 - 11 years	7,392	7,525	14,917	19%
Muyinga	12 - 17 years	4,987	5,354	10,341	13%
Ngozi	18 - 59 years	20,247	20,359	40,606	51%
Karuzi	60 + years	1,061	575	1,636	2%
Kayanza	<b>Total</b>	<b>39,685</b>	<b>40,029</b>	<b>79,714</b>	
Cibitoke	<b>Dependants of Burundian Refugees - Other Nationalities</b>				
Ruyigi	<b>Origin</b>	<b>Female</b>	<b>Male</b>	<b>Total</b>	
Gitega	Kenya	1	0	1	
Bubanza	Uganda	1	0	1	
Others	Belgium	1	1	2	
<b>Total</b>	Tanzania	2	1	3	
	Rwanda	210	24	234	
	<b>Total</b>	<b>215</b>	<b>26</b>	<b>241</b>	



\* Source: MIDIMAR. All other sources are UNHCR

\*\* Individuals registered in Nyanza and Bugesera RCs have undergone level 1 biometric registration

\*\*\* Inactivated due to absence at food distribution for 3 or more consecutive months in Sep - Jun (5,175) or spontaneous departure to BDI (1069)

For more information please visit our website: <http://data.unhcr.org/burundi/country.php?id=182>