

Uganda - South Sudan Refugee Situation 29 of August 2016

Info-graphic and statistics

Total

As end of June 2016

229,176

Refugees and asylum-

Registered in RIMS
(bio-metric)

Post 1st July 2016

97,947

Refugees
(new arrivals)

Estimated Arrivals

Estimated South Sudanese in Country

327,123 *

Refugees and Asylum-
Seekers

* Daily arrival figures since 1st July 2016 are based on manual emergency registration or head-counts/wrist-banding. Confirmed figures will be available as the new arrivals undergo biometric registration (RIMS), managed by Uganda government (OPM).

Key Statistics for (Post 1 July 2016)



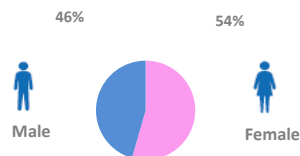
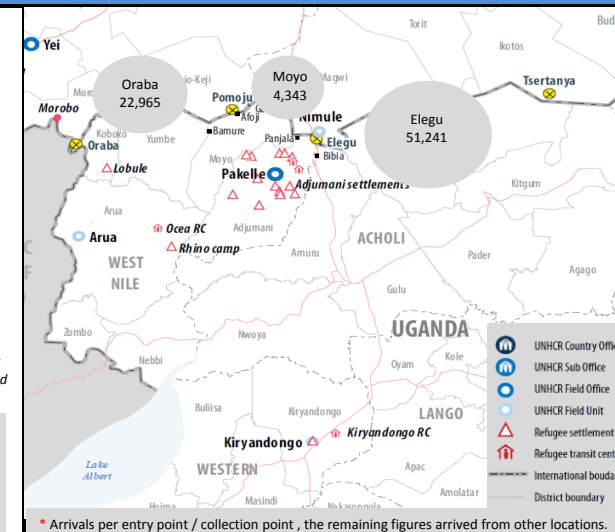
64 %
of the population are
Children <18



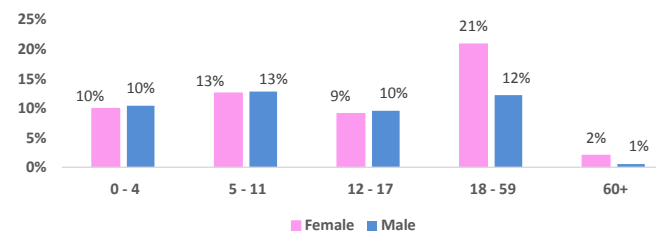
87 %
of the population are Women
and Children



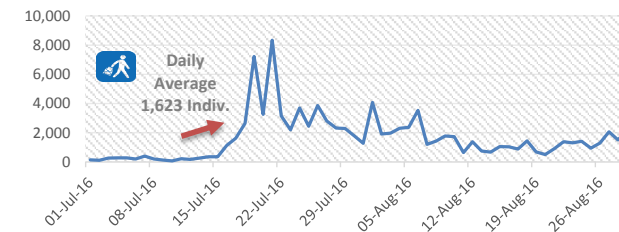
3 %
of the population are
Elderly



Age gender break down percentage (%)



New arrivals trend since 1st July 2016



Registered : person of concern who went through level 1/ level 2 registration with government , Unregistered : new arrivals pending registration

Source : Government , Office of the Prime Minister, Refugee Department

Contact : UNHCR, Abdelrahman JABER, Associate Information Management officer, jaber@unhcr.org, Tel: +256(0)772 707057 | Web-portal : <http://data.unhcr.org/>

Uganda - South Sudan Refugee Situation, Daily Arrivals (Since July 2016)

Date	Elegu	Moyo	Lamwo	Kuluba / Oraba	Kiryandong o	Total
01-Aug-16	2,820	140	62	320	732	4,074
02-Aug-16	490	43	61	290	1,029	1,913
03-Aug-16	840	74	78	89	889	1,970
04-Aug-16	1,087		60	292	869	2,308
05-Aug-16	1,026	34	10	463	838	2,371
06-Aug-16	997	52	114	1,547	820	3,530
07-Aug-16	382	69	82	501	169	1,203
08-Aug-16	128	70	2	491	746	1,437
09-Aug-16	400	11	60	362	941	1,774
10-Aug-16	374	4	20	469	864	1,731
11-Aug-16	126	14	0	286	223	649
12-Aug-16	189	7	36	610	549	1,391
13-Aug-16	160		4	305	285	754
14-Aug-16	221		8	324	114	667
15-Aug-16	265	103	34	370	279	1,051
16-Aug-16	233	72	55	471	208	1,039
17-Aug-16	138		61	554	126	879
18-Aug-16	231		6	1,000	210	1,447
19-Aug-16	237	66	14	266	100	683
20-Aug-16	189		5	195	124	513
21-Aug-16	198		67	621	32	918
22-Aug-16	330	81	41	683	251	1,386
23-Aug-16	272	20	109	635	278	1,314
24-Aug-16	317	67	13	677	341	1,415
25-Aug-16	415	20	63	447		945
26-Aug-16	253	19	3	1,018		1,293
27-Aug-16	360	37	0	1,662		2,059
28-Aug-16	235	87	15	1,165		1,502
29-Aug-16	252	320	8	1,620		2,200
30-Aug-16						0
31-Aug-16						0
Total	13,165	1,410	1,091	17,733	11,017	44,416

* Arrivals this month per entry point, collection point.

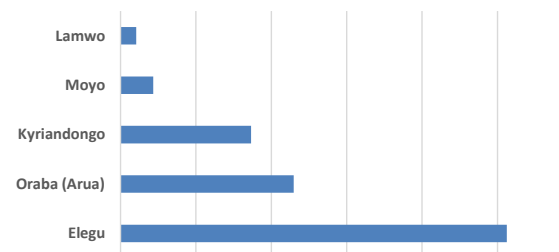
* Arrivals in Kiryandongo did not show up / registered at the collection points

N/R : Not yet received

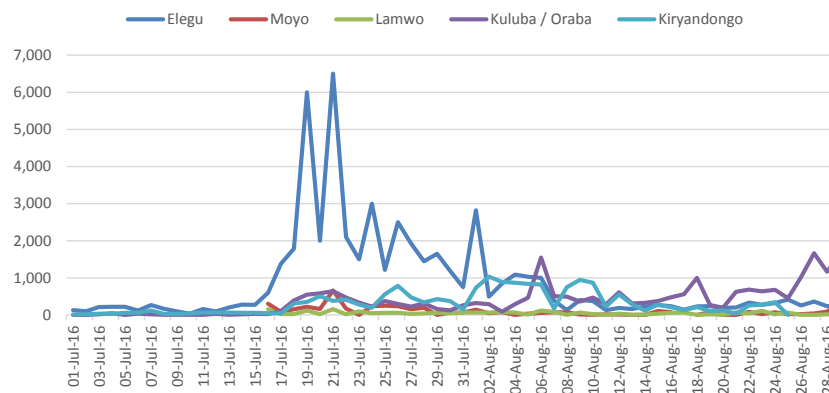
Total Arrivals per Month Since 1st July 2016

July	53,531	Oct	Dec
Aug	44,416	Nov	
Sep			

Location	Total
Elegu	51,241
Oraba (Arua)	22,965
Kyriandongo	17,323
Moyo	4,343
Lamwo	2,075
Total	97,947
Post 7 Jul 2016 i	96,661



Arrivals per location



Registered : person of concern who went through level 1/ level 2 registration with government , Unregistered : new arrivals pending registration

Source : Government , Office of the Prime Minister, Refugee Department

Contact : UNHCR, Abdelrahman JABER, Associate Information Management officer, jaber@unhcr.org,Tel: +256(0)772 707057 |Web-portal : <http://data.unhcr.org/>