

Total Active Registered Syrians **655,831**



Urban

515,053
78.5%


Camps

140,778
21.5%

Standard Age and Gender

Age	0-4	5-11	12-17	18-35	36-59	60+	Total	%
Female	51,413	70,018	42,887	97,998	55,958	13,900	332,174	50.6%
Male	54,357	74,092	45,312	92,140	47,834	9,922	323,657	49.4%
Total	105,770	144,110	88,199	190,138	103,792	23,822	655,831	100%
	16.1%	22.0%	13.4%	29.0%	15.8%	3.6%		

Place of Origin

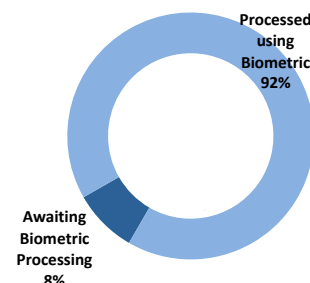
Dar'a	276,542	42.2%
Homs	105,798	16.1%
Rural Damascus	78,316	11.9%
Aleppo	64,979	9.9%
Damascus	49,000	7.5%
Hama	33,048	5.0%
Ar-raqqa	15,668	2.4%
Idleb	10,591	1.6%
Deir-ez-zor	6,252	1.0%
Al-hasakeh	4,970	0.8%
Quneitra	2,832	0.4%
As-sweida	1,407	0.2%
Lattakia	1,299	0.2%
Tartous	354	0.1%
Other	4,775	0.7%

Specific Needs

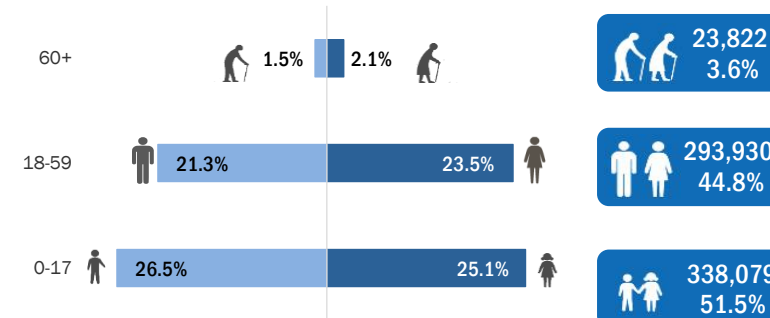
Child at risk	50,259	7.7%
Specific legal and physical protection needs	49,309	7.5%
Serious medical condition	42,448	6.5%
Woman at risk	24,141	3.7%
Single parent	21,380	3.3%
Disability	17,734	2.7%
Older person at risk	5,865	0.9%
Unaccompanied or separated child	4,753	0.7%
Total	215,889	32.9%

* An individual can have more than one specific need

Biometric Statistics (IRIS)



Age-Gender Breakdown



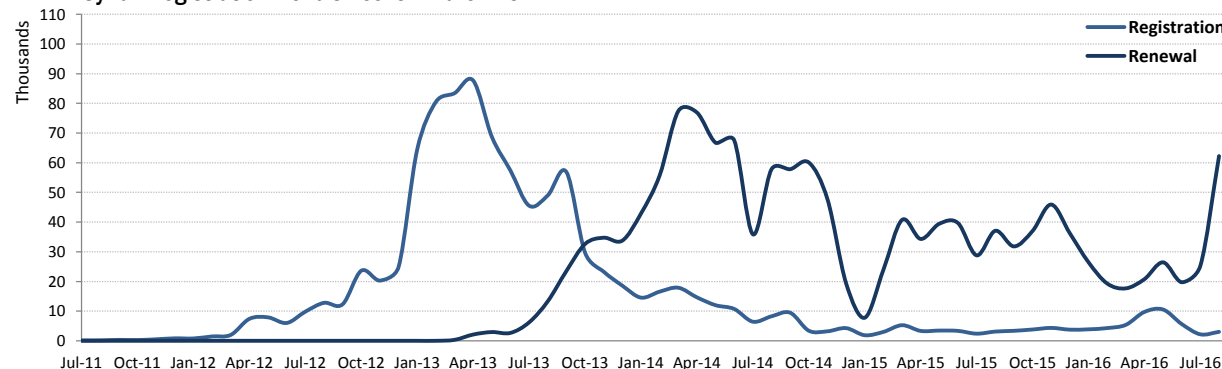
Arrivals

Pre-2011	10,155	1.5%
2011	22,523	3.4%
2012	174,538	26.6%
2013	299,569	45.7%
2014	81,089	12.4%
2015	33,275	5.1%
2016	34,682	5.3%

Registration Trend

2011	2,360	0.2%
2012	129,339	12.9%
2013	665,206	66.3%
2014	121,386	12.1%
2015	41,042	4.1%
2016	44,636	4.4%

Syrian Registration Trend since 01 March 2011



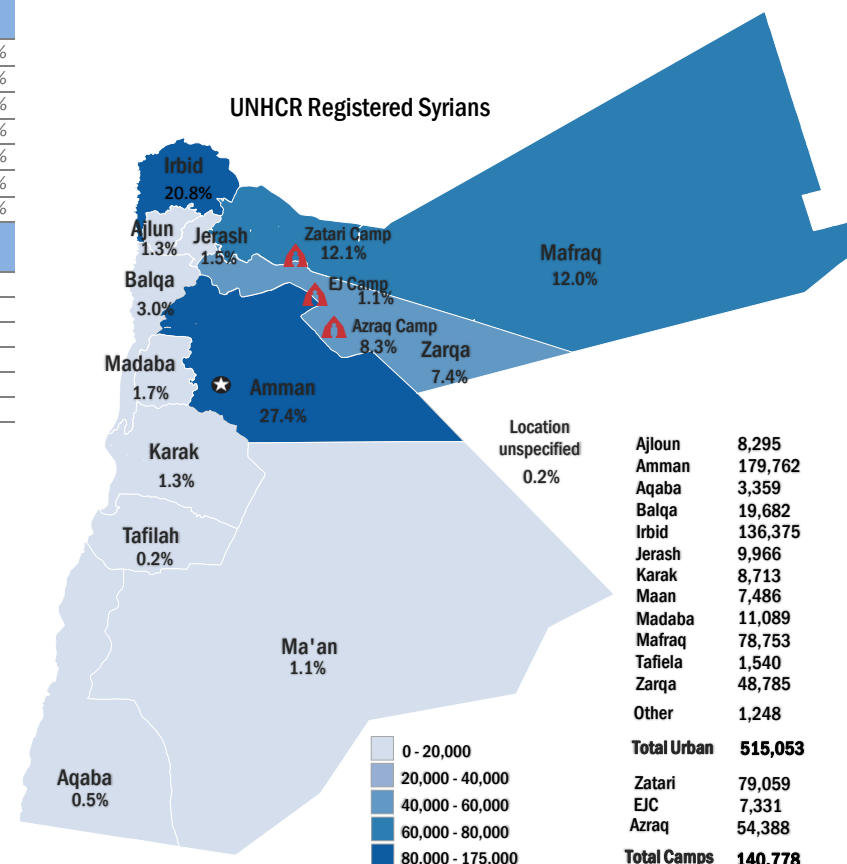
Interagency Portal: <http://data.unhcr.org/Syrianrefugees>

UNHCR on the web: <http://www.unhcr.org>; <http://www.unhcr.org>

UNHCR on Social network: <http://www.facebook.com/UNHCRJordan>; http://twitter.com/And_Harper; <http://twitter.com/ZaatarCamp>

DAG Jordan

UNHCR Registered Syrians



* Coloured map only reflects refugees living outside camps.