

Total Active Registered Iraqis

**58,740**

## Standard Age and Gender

Age	0-4	5-11	12-17	18-35	36-59	60+	Total	%
Female	2,292	4,340	2,769	8,615	7,403	3,065	28,484	48.5%
Male	2,484	4,778	3,032	9,646	7,656	2,660	30,256	51.5%
Total	4,776	9,118	5,801	18,261	15,059	5,725	58,740	100%
	8.1%	15.5%	9.9%	31.1%	25.6%	9.7%		

## Place of Origin

Baghdad	30,946	52.7%
Erbil	6,295	10.7%
Basrah	3,787	6.4%
Anbar	3,671	6.2%
Ninewa	3,531	6.0%
Dahuk	2,163	3.7%
Salah al-Din	1,245	2.1%
Thi-Qar	1,152	2.0%
Diyala	1,001	1.7%
Tameem	933	1.6%
Muthanna	516	0.9%
Missan	469	0.8%
Sulaymaniyah	424	0.7%
Babylon	422	0.7%
Najaf	290	0.5%
Wassit	278	0.5%
Qadissiya	199	0.3%
Kerbala	184	0.3%
Other	1,234	2.1%

## Specific Needs

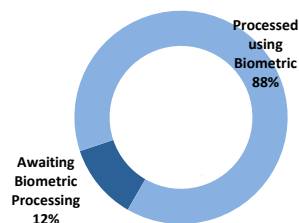
Serious medical condition	5,592	9.5%
Disability	2,095	3.6%
Child at risk	1,883	3.2%
Specific legal and physical protection needs	1,859	3.2%
Woman at risk	1,627	2.8%
Single parent	965	1.6%
Older person at risk	724	1.2%
Unaccompanied or separated child	169	0.3%
Total	14,914	25.4%

\* An individual can have more than one specific need

## Arrivals

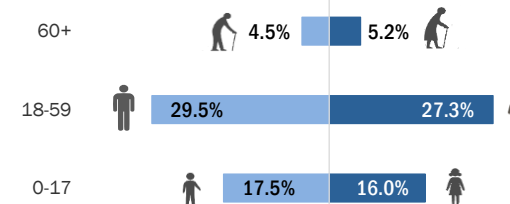
	Arrival	Registration
Pre-2006	4,412	72,668
2006	3,448	4,689
2007	2,280	31,284
2008	1,178	9,761
2009	1,515	6,840
2010	2,155	7,980
2011	2,640	7,767
2012	2,831	4,090
2013	5,113	5,395
2014	18,230	21,538
2015	8,733	9,862
2016	6,205	7,652

## Biometric Statistics (IRIS)



## UNHCR Jordan

### Age-Gender Breakdown

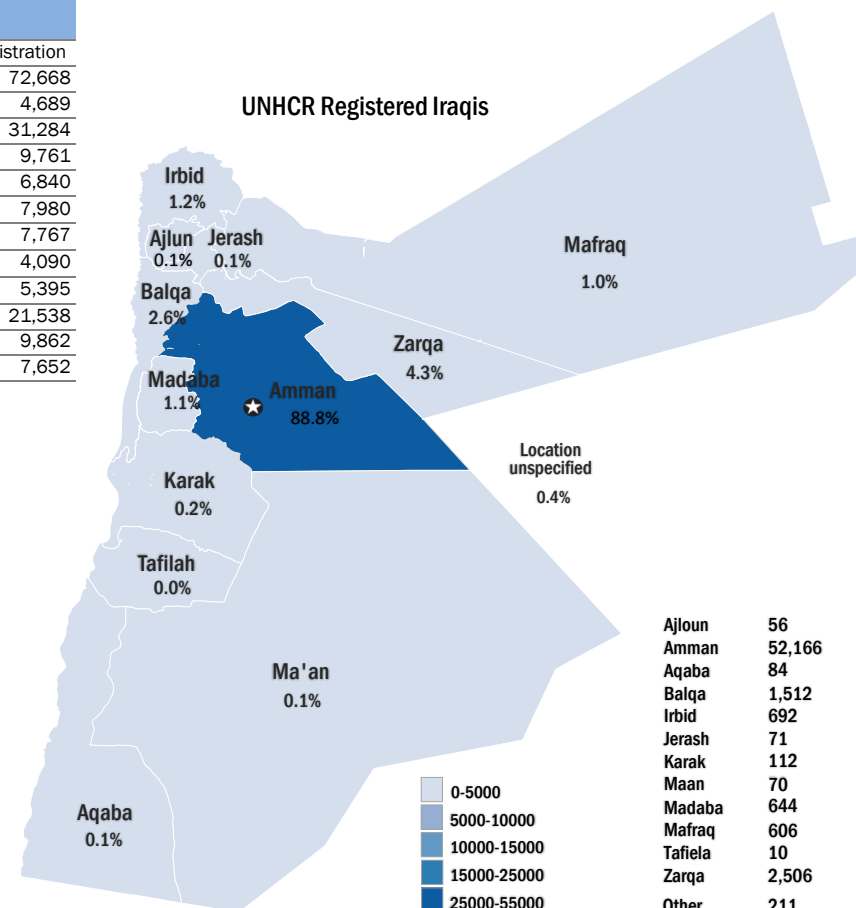


**5,725**  
9.7%

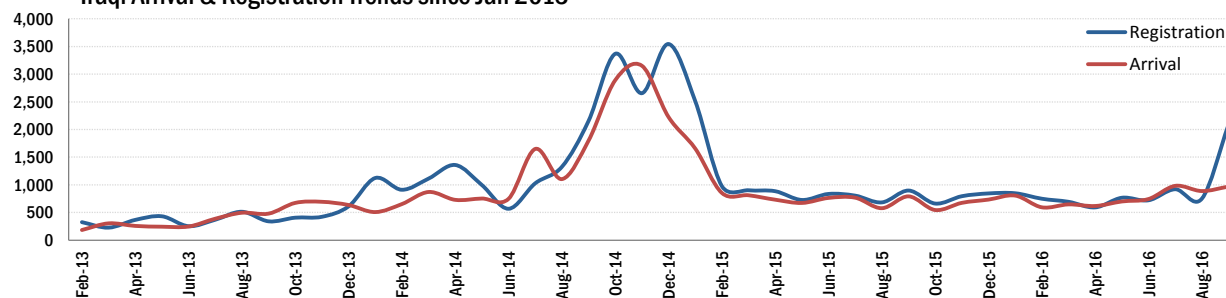

**33,320**  
56.7%


**19,695**  
33.5%

## UNHCR Registered Iraqis



## Iraqi Arrival & Registration Trends since Jan 2013


Interagency Portal: <http://data.unhcr.org/Syrianrefugees>

UNHCR on the web: <http://www.unhcr.org>

UNHCR on Social network: <http://www.facebook.com/UNHCRJordan> ; [http://twitter.com/And\\_Harper](http://twitter.com/And_Harper) ; <http://twitter.com/ZaatariCamp>

DAG Jordan

\* Coloured map only reflects refugees living outside camps.