

August Statistical Dashboard



Inter-Agency
Coordination
Lebanon

The monthly dashboard summarizes the progress made by partners involved in the Lebanon Crisis Response and highlights trends affecting people in need. Partners in Lebanon are working to: 1) ensure humanitarian assistance and protection for the most vulnerable among the displaced from Syria and poorest Lebanese; 2) strengthen the capacity of national and local delivery systems to expand access to and quality of basic services; and 3) reinforce Lebanon's economic, social, institutional and environmental stability.

2016 Planning Figures



5.9 million
Estimated population living in Lebanon



3.3 million
People in need

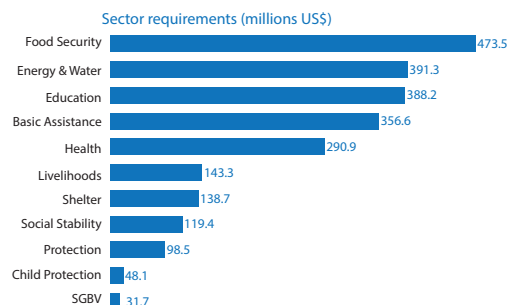


1.5 million
Displaced Syrians

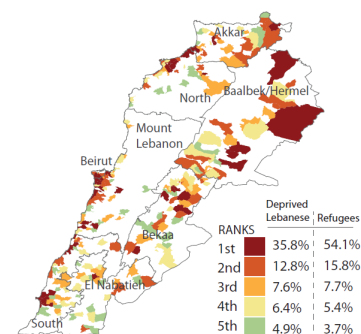


300,000
Palestinians (PRS and PRL)

2016 Funding Requirements US\$ 2.48 billion

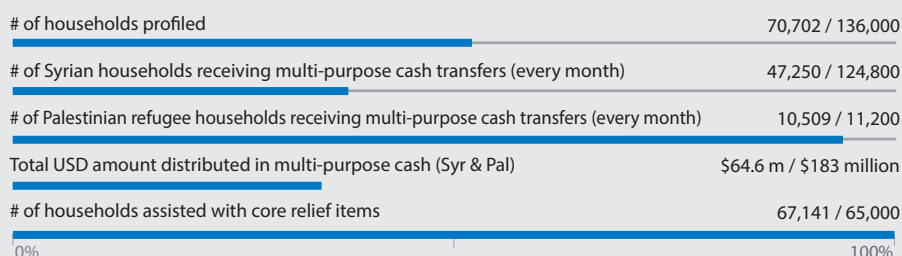


251 Most Vulnerable Cadastrals



Basic Assistance

reached / target



Minimum Expenditure Basket (MEB)¹ 114 \$/capita/month

Survival Minimum Expenditure Basket (SMEB)¹ 87 \$/capita/month

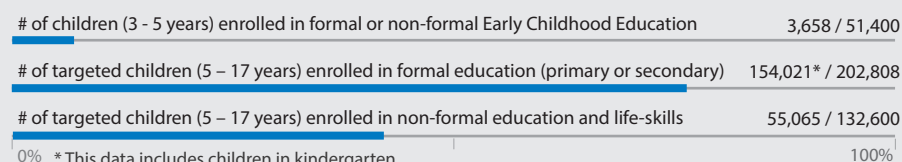
Syrian refugee households living on less than MEB² 70%

Syrian refugee households living on less than SMEB² 52%



Education

reached / target



School aged Syrian refugee children (age 3-17)² 477,034

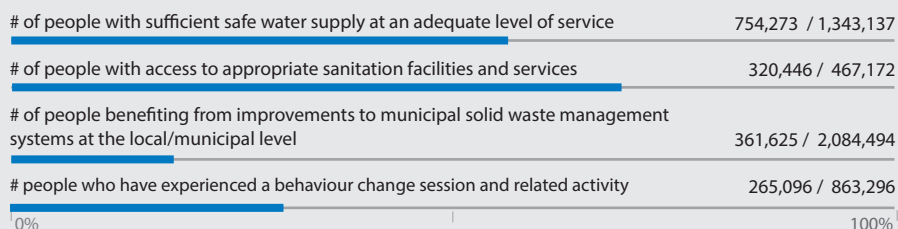
School aged Palestinian refugees from Syria (age 3-17)³ 10,950

of public schools operating second shifts for the 2016-17 school year⁴ 330

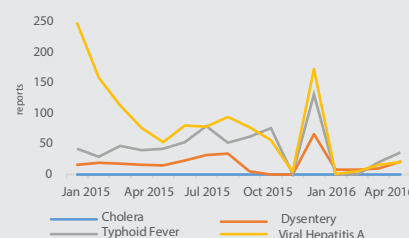


Energy & Water

reached / target

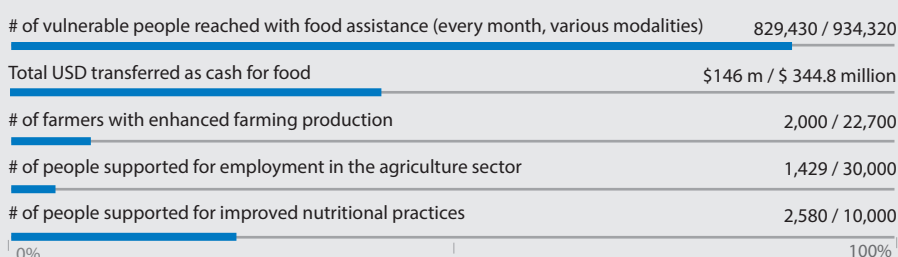


Trends of WASH related diseases from Jan 2015 to April 2016⁸



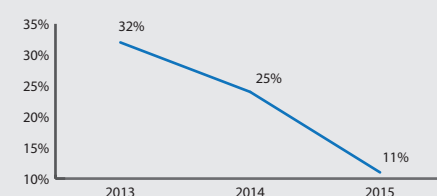
Food Security

reached / target



WFP food voucher amount⁶ 27 \$/person/month

Percentage of Syrian households with food security¹





Health

	reached / target
# of primary health care consultations provided	1,125,344 / 3,204,000
# of persons assisted with their hospital bills	49,835 / 128,500
# of staff receiving salary support at central, peripheral and public health centre level	108 / 283



Livelihoods

	reached / total
# micro, small and medium enterprises (MSME) & cooperatives supported	695 / 1,800
# of targeted vulnerable people working on public infrastructure/ environmental assets upgrading	3,916 / 65,000
# people trained and/or provided with marketable skills and services	12,612 / 54,159



Protection, SGBV and Child Protection

	reached / total
# of individuals enrolled for the first time in life skills activities in community centers	10,936 / 17,000
# of individuals who received individual legal counseling on obtaining legal stay documentation	9,503 / 30,000
# of individuals who received individual legal counseling on birth registration	14,523 / 50,000
# of interventions to mitigate protection concerns and ensure access to services (includes referrals)	9,924 / 20,000
# community leaders and gatekeepers trained and/or engaged on GBV	433 / 4,500
# individuals accessing psycho-social support in safe spaces	40,235 / 120,000
# of girls and boys who are survivors or at risk receiving specialist child protection support	5,896 / 8,304
# of girls and boys participating in structured, sustained child protection or psychosocial support programmes	133,902 / 152,682
# of individuals (girls, boys and caregivers) reached with community mobilization, awareness or information	306,456 / 402,470
# of people trained on child protection	3,587 / 2,550



Shelter

	reached / total
# of people benefiting from weatherproofing in informal settlements	68,398 / 224,464
# of people benefiting from rehabilitation of substandard buildings	36,909 / 147,353
# of people benefiting from weatherproofing or weatherproofing and WASH upgrades of substandard buildings	17,365 / 60,566
# people who received conditional cash for rent	5,693 / 57,468



Social Stability

	reached / total
# community & municipal support project implemented to alleviate resource pressure and reduce tensions	122 / 732
# new dispute resolution and conflict prevention mechanisms established	24 / 32
# youth and children engaged in social stability initiatives	2,379 / 12,550

Number of PHCs in MoPH network 222

Percentage of Syrian refugee households who needed primary health care in the six months prior to survey 47%

Percentage of Syrian refugee households who needed care in the six months prior to survey and received the care they needed 83%

Adult Syrian refugees working at least one day in the month preceding the visit in which they were profiled 27%

Host community members report an increase of unemployment since the beginning of the crisis 90%

Youth unemployment rate before the crisis 34%

Total registered Syrian refugees² 1,029,039

Percentage of Syrian refugee who are women and children² 79%

Percentage of Syrian households with residency permits for all members⁹ 28%

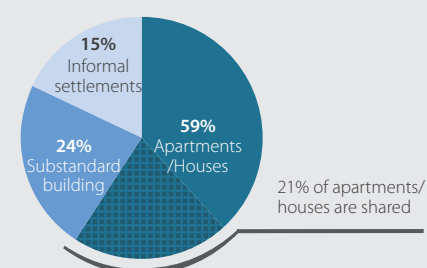
Residency permit fee per person (age 15+) USD 200

Documents required to obtain legal residency (for UNHCR-registered refugees) include:

- certified copies of a lease agreement or real-estate deed;
- certified attestation from a mukhtar (village leader) that the landlord owns the property;
- notarized pledge not to work; and
- proof of financial means or support received.

National SOP for Case Management is launched and in effect.

Syrian refugee shelter type⁹



Number of vulnerable cadastres where population has increased by 50% or more 114

Percentage of municipalities too small to provide any local services 70%

Percentage of host and displaced communities members reporting multiple causes of tensions 55%

Sources:

¹ Vulnerability Assessment of Syrian Refugees (VASyR) 2015, <http://data.unhcr.org/syrianrefugees/download.php?id=10006>

² UNHCR refugee data, as of 30 August 2016

³ UNRWA, 2015

⁴ UNHCR 2016

⁵ Interagency Shelter Survey 2015

⁶ World Food Programme January 2016 Update, <http://data.unhcr.org/syrianrefugees/download.php?id=10220>

⁷ Interagency Social Stability December 2016 Update, <http://data.unhcr.org/syrianrefugees/download.php?id=10171>

⁸ Ministry of Public Health

⁹ Preliminary 2016 VASyR results

August Statistical Dashboard



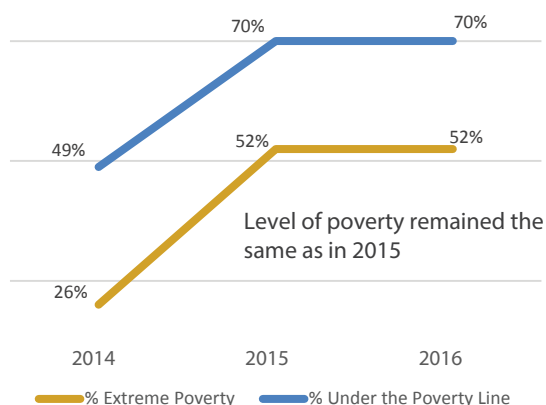
Inter-Agency
Coordination
Lebanon

VULNERABILITY ASSESSMENT OF SYRIAN REFUGEES

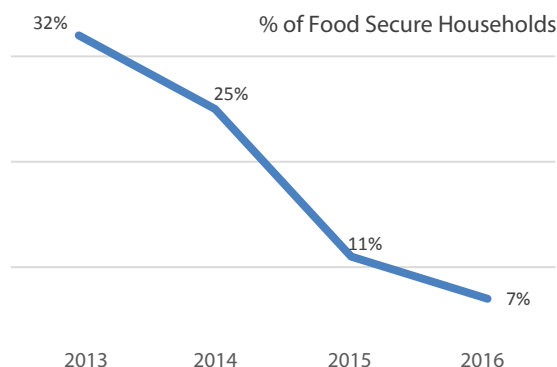
The Vulnerability Assessment of Syrian Refugees in Lebanon (VaSYR) is a joint assessment led by WFP, UNHCR and UNICEF. The VASyR has been conducted on a yearly basis since 2013. Data collection occurs in May/June every year. (2016 data based on VaSYR preliminary results)

Disclaimer: The below findings are preliminary and are still subject to change in the final report.

POVERTY

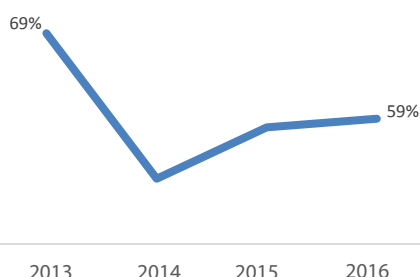


FOOD SECURITY

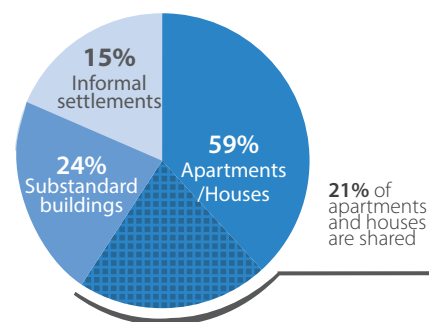
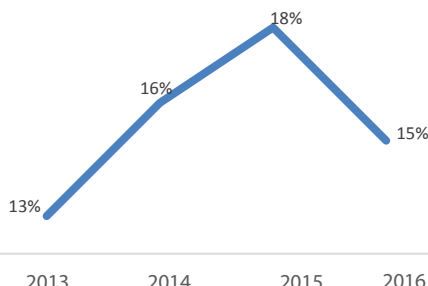


SHELTER

% living in Apartments



% living in informal settlements



LCRP FUNDING NEEDS

RECEIVED

**\$980
MILLION**

Total funding reported
received as of 31 August

APPEAL

**\$2.48
BILLION**

60% gap



BY SECTOR

