



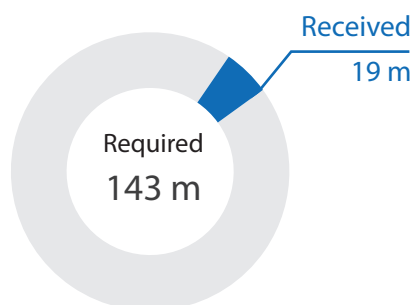
LIVELIHOODS Quarter 3 Dashboard



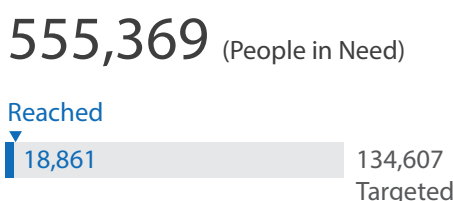
Inter-Agency
Coordination
Lebanon

The monthly dashboard summarizes the progress made by partners involved in the Lebanon Crisis Response and highlights trends affecting people in need. Partners in Lebanon are working to ensure that for vulnerable groups, especially youth, access to income and employment is improved.

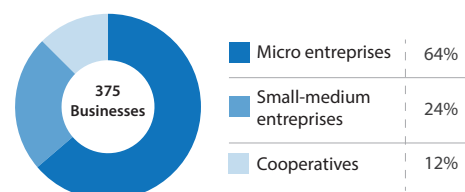
2016 funding status as of 31 August 2016



Targeted population groups



Business reached by type

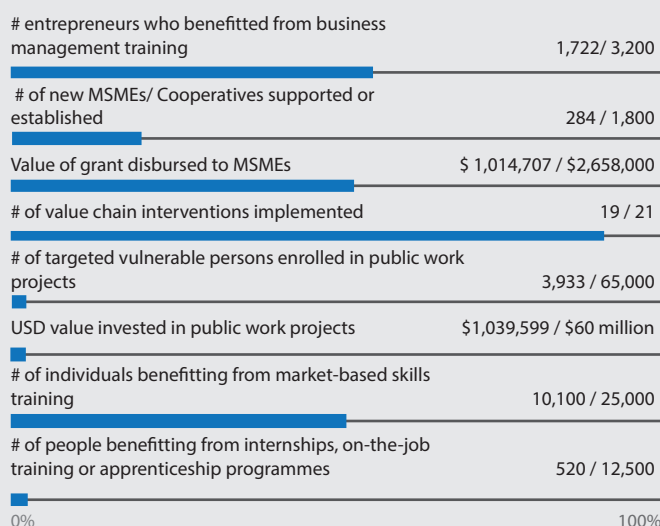


Progress against targets - Activity indicators



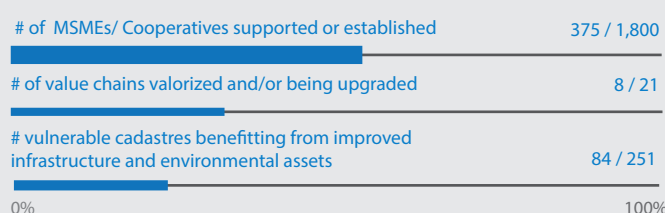
Activities

reached / target



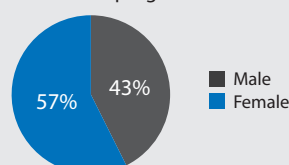
Outputs

reached / target



Breakdown by Age and Gender

Men vs. women benefitting from livelihood programmes

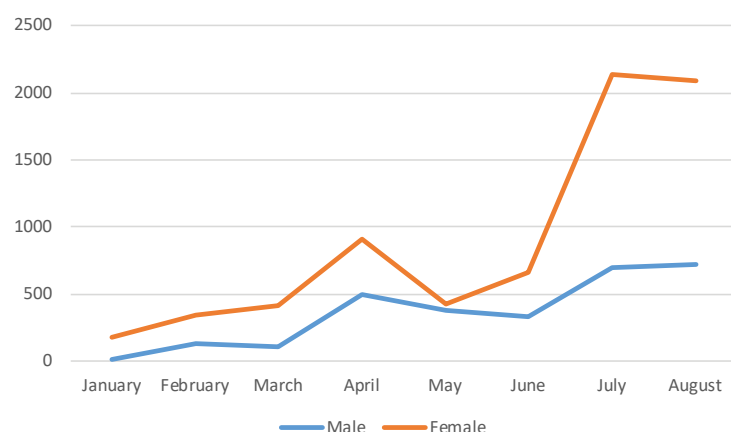


Entrepreneurs who benefitted from business management training

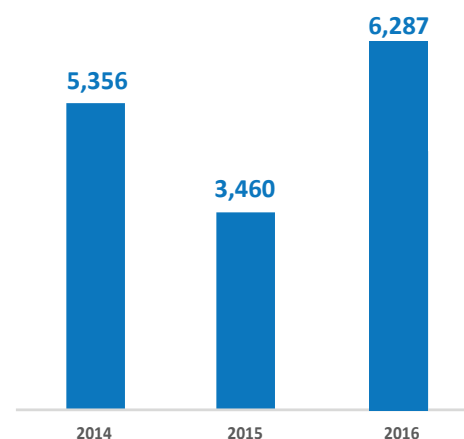


Analysis

Number of Beneficiaries by gender per month (2016)



Average number of direct beneficiaries reached per quarter



In the third quarter of 2016, the livelihoods sector recorded progress against all its priority outputs, albeit with varying levels. This is in line with the financial situation of the sector, which has doubled the funding received in the last quarter, to reach 20mUSD secured to equal its end of 2015 level. However this remains grossly insufficient, with 86% of the sector appeal remaining unfunded.

The main area of progress was recorded in the provision of accelerated skills training, with a dozen partners enrolling over 6,600 beneficiaries. This constitutes a remarkable threefold increase compared to the first half of the year. Noteworthy, over 25% of the recent beneficiaries are male, compared to less than 15% average in the past two years. In a context of mismatch between labour demand and supply, and where technical vocational education curricula need modernization, accelerated training is an efficient way to increase the employability of vulnerable groups, when coupled with job-creation efforts. However, so far partners typically report that beneficiaries (in particular women) will primarily benefit from programmes through home-based activities, while less than 10% of beneficiaries have been placed into jobs three months after completing trainings. The sector held a lessons learnt workshop on skills training in June to facilitate exchange of experiences between partners and increase their impact. Key recommendations from the workshop was that skills training programmes must be based on proper market research and accompanied by career guidance or internship schemes. Unfortunately, the short-term nature of current funding prevents evidence based programming as well as follow up with beneficiaries – so far only 1,000 people benefitted from the career guidance and 225 from internship schemes, or less than 20% of the trainee caseload, and 10% of the 12,500 target.

Results in terms of local economic development remained more limited, and not in balance with efforts on skills training, since no job creation were reported this quarter. Most notably support to businesses, which slowed down with only 40 businesses supported this quarter. Yet several large programmes are ongoing and will only show results towards the end of the year – however this will not cover the gap between trained beneficiaries and job opportunities created. Nearly 800 entrepreneurs and employees received business management trainings (40% youth) and 500 micro-businesses accessed micro-finance.

Changes in Context - Third Quarter

The preliminary findings of the 2016 Vulnerability Assessment of Syrian Refugees (VASR) showed that 70% of registered Syrians remain under the poverty line and 50% under the extreme poverty line. While these averages are comparable to the 2015 VASR, it should be underlined that the direct assistance to refugees has increased compared to last year, with WFP voucher back at 27USD against 13.5USD in June 2015, and 49,000 households now receiving multi-purpose assistance. This confirms, in part, a decrease of displaced Syrian's livelihoods. A rapid poverty assessment (a joined MOSA-UNDP-WFP-UNICEF exercise, implemented by AUB), is underway to assess the impact of the crisis on poverty of Lebanese and provide a much needed update of the 2004 poverty data currently used. Full results are expected by the end of the year. Preliminary findings of a MOSA-UNICEF survey on the situation of women and children shows that the prevalence of children engaged in economic activities is higher for Palestinians and Syrians, but has also increased for Lebanese compared to 2009, illustrating the economic impact of the crisis on all communities.

In this respect, operationalizing the commitments made in London remains crucial for the overall crisis response. While commitments from donors are slow to materialize, the Government has started to take steps in line with the economic opportunities and jobs elements of its statement of intent: although no official communication has been shared yet, several GSO offices have replaced the 'pledge-not-to-work' with a 'pledge to abide by Lebanese laws' following the June meeting of the inter-ministerial crisis cell.

Organizations

The achievements described in this dashboard are the collective work of the following 27 organizations:

ACTED, ANERA Lebanon, ARCS, AlMajmoua, Basmeh & Zeitooneh, DRC, Dorcas, ILO, IOM, IRC, Intersos, LOST, MSL Lebanon, Makhzoumi, Mercy Corps, Near East Foundation, PU-AMI, SB Overseas, SCI, SIF, The Nawaya Network, UN-Women, UNDP, UNIDO, UNRWA, ACF, UNICEF



Facts and Figures

1,500,000 Source: **LCRP**
of deprived Lebanese

71% Source: **VASyr 2016**
Percentage of Syrian households living below the poverty line (\$3.84 per/day)

90% Source: **REACH**
host community residents of 251 most vulnerable cadasters report an increase of unemployment since the beginning of the crisis (REACH)

34% Source: **World Bank**
Pre-crisis Lebanese youth unemployment rate

>1 Source: **Targeting Questionnaire**
Average # of working members per Syrian refugee household

\$177 Source: **Targeting Questionnaire**
Average monthly income of working refugees

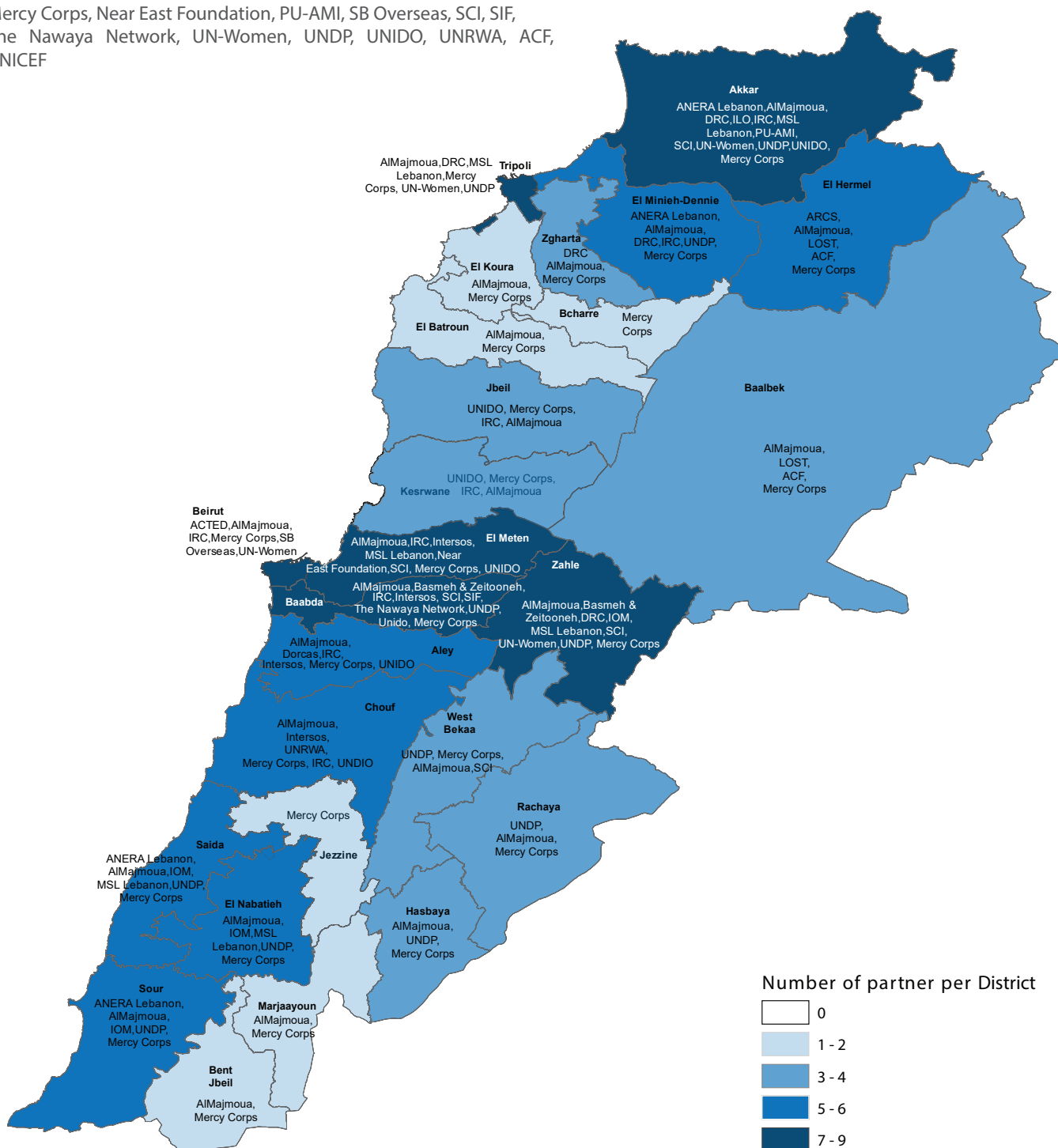
As 4 out of 5 businesses supported by livelihoods partners are micro-business rather than SMEs, partners reported that their interventions result more in maintaining existing jobs in these businesses rather than creating new ones, with an estimated 331 jobs maintained this quarter. Labour intensive public work has remained limited to 1,000 beneficiaries rehabilitating infrastructures in 100 villages, which is half of the results achieved by the third quarter in 2015. Initiating new job-creation programmes will be crucial for the next quarter.



Organizations per district

The achievements described in this dashboard are the collective work of the following 27 organizations:

ACTED, ANERA Lebanon, ARCS, AlMajmoua, Basmeh & Zeitooneh, DRC, Dorcas, ILO, IOM, IRC, Intersos, LOST, MSL Lebanon, Makhzoumi, Mercy Corps, Near East Foundation, PU-AMI, SB Overseas, SCI, SIF, The Nawayya Network, UN-Women, UNDP, UNIDO, UNRWA, ACF, UNICEF



Note: This map has been produced by UNDP based on maps and material provided by the Government of Lebanon for Inter Agency operational purposes. It does not constitute an official United Nations map. The designations employed and the presentation of material on this map do not imply the expression of any opinion whatsoever on the part of the Secretariat of the United Nations concerning the legal status of any country, territory, city or area or of its authorities, or concerning the delimitation of its frontiers or boundaries.