

Thursday 20<sup>th</sup> October 2016

## Burundian Refugees in Rwanda

### Registration Statistics

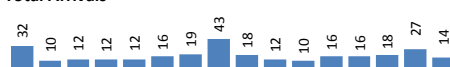
Registered 18-20 Oct 2016

Mahama	469
Kigali	
Nyagatare	
<b>Total</b>	<b>469</b>

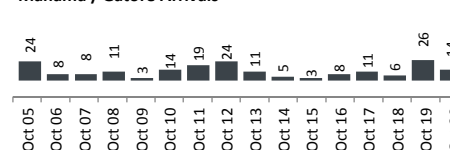
Camp / Reception Centre Population

Bugesera*	20	12
Nyanza*	10	3
Nyagatare*	2	1
Mahama	51,202	18,723
Gatore*	350	280
Kigali	26,641	12,670
Huye	3,092	1,126
<b>Total</b>	<b>81,317</b>	<b>32,815</b>

### Total Arrivals



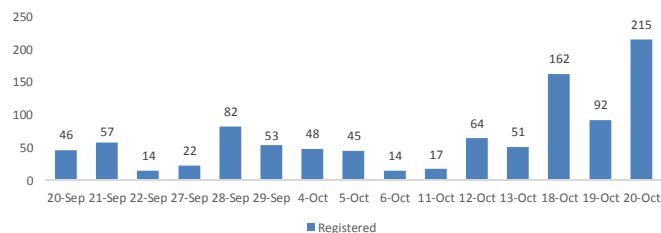
### Mahama / Gatore Arrivals



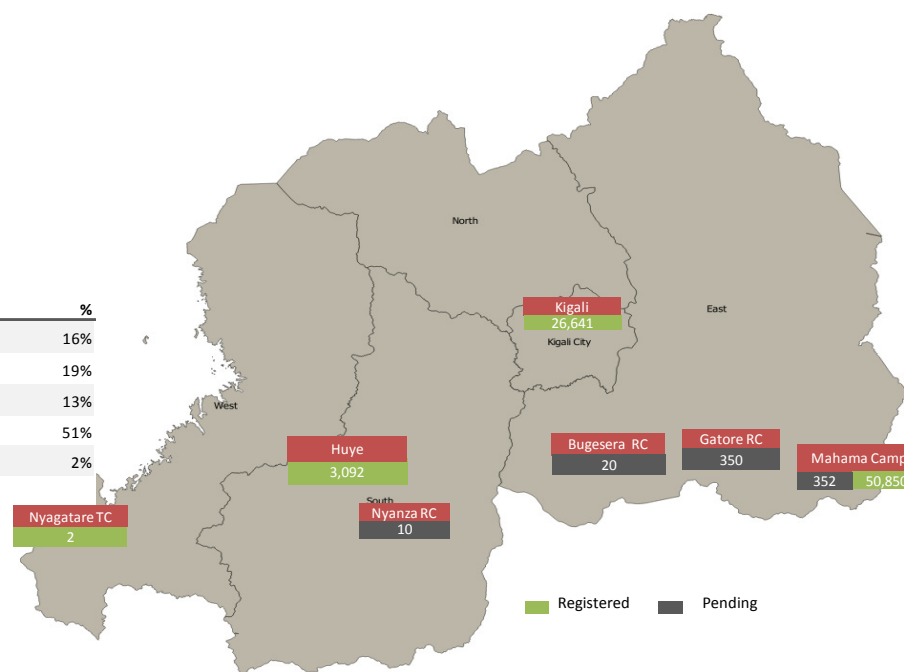
<b>81,317</b>	<b>Total Active Refugees</b>
<b>80,585</b>	Registered L2
<b>732</b>	Registered L1**
<b>7,180</b>	Temporarily Inactivated***
<b>88,497</b>	Active + Inactive Refugees

Nyanza Arrivals: 0 Bugesera Arrivals: 0 Rusizi Arrivals: 0

### Daily Registration Trends



Area of Origin	Age Cohort	Female	Male	Total	%
Kirundo	0 - 4 years	6,235	6,436	12,671	16%
Bujumbura Mairie	5 - 11 years	7,478	7,623	15,101	19%
Muyinga	12 - 17 years	5,043	5,402	10,445	13%
Ngozi	18 - 59 years	20,320	20,410	40,730	51%
Karuzi	60 + years	1,062	576	1,638	2%
Kayanza	<b>Total</b>	<b>40,138</b>	<b>40,447</b>	<b>80,585</b>	
Cibitoke	Dependants of Burundian Refugees - Other Nationalities				
Ruyigi	<b>Origin</b>	<b>Female</b>	<b>Male</b>	<b>Total</b>	
Gitega	Rwanda	244	26	270	
Bubanza	Tanzania	2	1	3	
Others	Belgium	1		1	
	Kenya	1		1	
	Uganda	1		1	
<b>Total</b>	<b>Total</b>	<b>249</b>	<b>27</b>	<b>276</b>	



\* Source: MIDIMAR. All other sources are UNHCR

\*\* Individuals registered in Nyanza and Bugesera RCs have undergone level 1 biometric registration

\*\*\* Inactivated due to absence at food distribution for 3 or more consecutive months in Sep 15 - Sep 16 (6,111) or spontaneous departure to BDI (1069)

For more information please visit our website: <http://data.unhcr.org/burundi/country.php?id=182>