

Registered Iraqis in Jordan

15 October 2016

Total Active Registered Iraqis

59,623

Standard Age and Gender

Age	0-4	5-11	12-17	18-35	36-59	60+	Total	%
Female	2,301	4,422	2,813	8,723	7,530	3,116	28,905	48.5%
Male	2,494	4,886	3,087	9,766	7,788	2,697	30,718	51.5%
Total	4,795	9,308	5,900	18,489	15,318	5,813	59,623	100%
	8.0%	15.6%	9.9%	31.0%	25.7%	9.7%		

Place of Origin

Baghdad	31,258	52.4%
Erbil	6,486	10.9%
Basrah	3,841	6.4%
Anbar	3,685	6.2%
Ninewa	3,551	6.0%
Dahuk	2,303	3.9%
Salah al-Din	1,259	2.1%
Thi-Qar	1,179	2.0%
Diyala	1,008	1.7%
Tameem	955	1.6%
Muthanna	518	0.9%
Missan	472	0.8%
Sulaymaniyah	440	0.7%
Babylon	424	0.7%
Wassit	296	0.5%
Najaf	291	0.5%
Qadissiya	195	0.3%
Kerbala	184	0.3%
Other	1,278	2.1%

Specific Needs

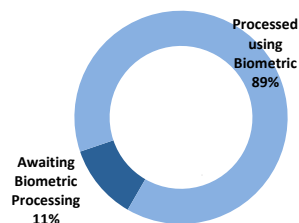
Serious medical condition	5,720	9.6%
Disability	2,150	3.6%
Child at risk	1,898	3.2%
Specific legal and physical protection needs	1,882	3.2%
Woman at risk	1,660	2.8%
Single parent	986	1.7%
Older person at risk	734	1.2%
Unaccompanied or separated child	173	0.3%
Total	15,203	25.5%

* An individual can have more than one specific need

Arrivals

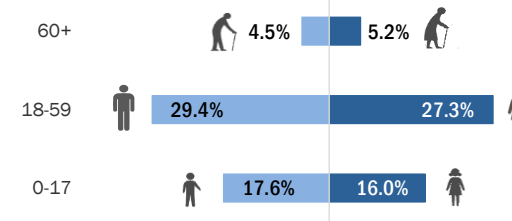
	Arrival	Registration
Pre-2006	4,413	72,668
2006	3,463	4,689
2007	2,287	31,284
2008	1,186	9,761
2009	1,519	6,840
2010	2,159	7,980
2011	2,641	7,767
2012	2,831	4,090
2013	5,104	5,394
2014	18,112	21,538
2015	8,712	9,862
2016	7,196	8,722

Biometric Statistics (IRIS)



UNHCR Jordan

Age-Gender Breakdown

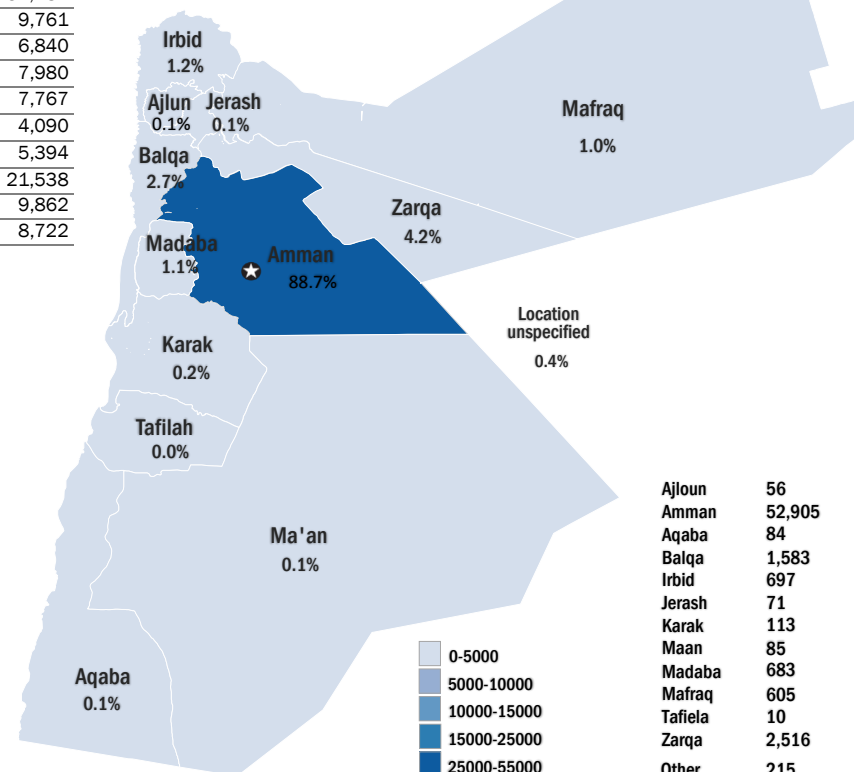


5,813
9.7%

33,807
56.7%

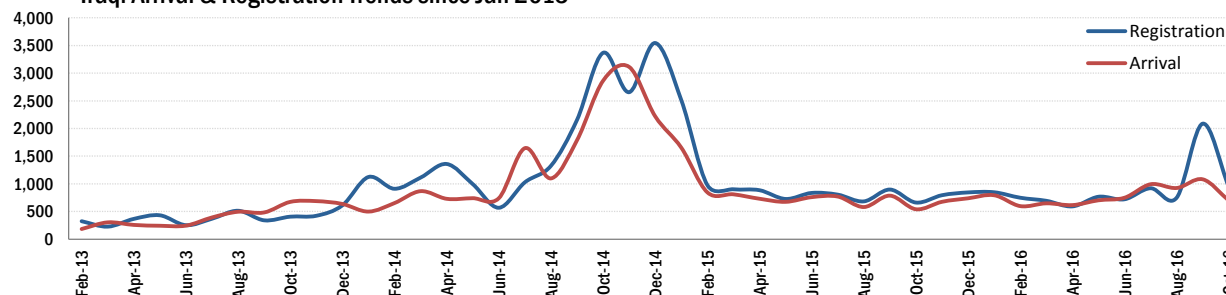
20,003
33.5%

UNHCR Registered Iraqis



Ajloun	56
Amman	52,905
Aqaba	84
Balqa	1,583
Irbid	697
Jerash	71
Karak	113
Maan	85
Madaba	683
Mafraq	605
Tafiela	10
Zarqa	2,516
Other	215

Iraqi Arrival & Registration Trends since Jan 2013



Interagency Portal: <http://data.unhcr.org/Syrianrefugees>

UNHCR on the web: <http://www.unhcr.org>

UNHCR on social network: <http://www.facebook.com/UNHCRJordan>; http://twitter.com/And_Harper; <http://twitter.com/ZaatariCamp>

DAG Jordan

* Coloured map only reflects refugees living outside camps.