

Total Active Registered Syrians **655,014**



Urban

513,625
78.4%


Camps

141,389
21.6%

Standard Age and Gender

Age	0-4	5-11	12-17	18-35	36-59	60+	Total	%
Female	51,449	69,943	42,778	97,660	56,034	13,988	331,852	50.7%
Male	54,360	73,879	45,148	92,029	47,810	9,936	323,162	49.3%
Total	105,809	143,822	87,926	189,689	103,844	23,924	655,014	100%
	16.2%	22.0%	13.4%	29.0%	15.9%	3.7%		

Place of Origin

Dar'a	276,331	42.2%
Homs	105,086	16.0%
Rural Damascus	78,106	11.9%
Aleppo	65,109	9.9%
Damascus	48,865	7.5%
Hama	33,150	5.1%
Ar-raqqa	15,757	2.4%
Idleb	10,592	1.6%
Deir-ez-zor	6,269	1.0%
Al-hasakeh	4,996	0.8%
Quneitra	2,820	0.4%
As-sweida	1,450	0.2%
Lattakia	1,301	0.2%
Tartous	356	0.1%
Other	4,826	0.7%

Specific Needs

Child at risk	50,282	7.7%
Specific legal and physical protection needs	48,198	7.4%
Serious medical condition	42,983	6.6%
Woman at risk	23,674	3.6%
Single parent	21,395	3.3%
Disability	17,861	2.7%
Older person at risk	5,879	0.9%
Unaccompanied or separated child	4,717	0.7%
Total	214,989	32.8%

* An individual can have more than one specific need

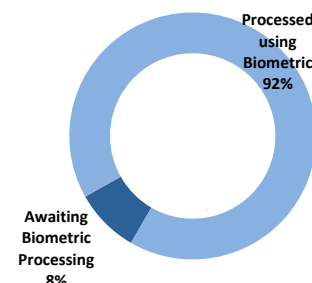
Arrivals

Pre-2011	10,217	1.6%
2011	22,478	3.4%
2012	172,992	26.4%
2013	298,115	45.5%
2014	80,822	12.3%
2015	33,309	5.1%
2016	37,081	5.7%

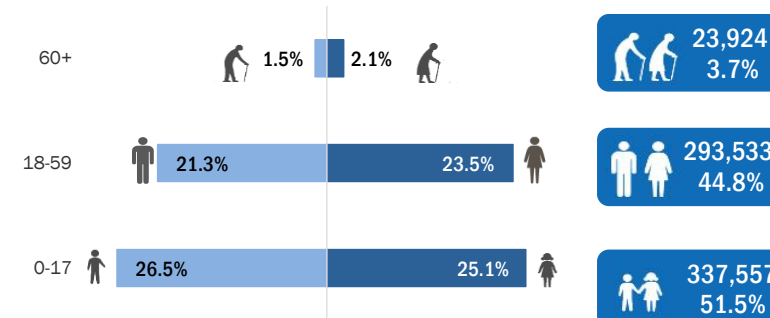
Registration Trend

2011	2,360	0.2%
2012	129,338	12.8%
2013	665,205	66.0%
2014	121,385	12.1%
2015	41,042	4.1%
2016	47,986	4.8%

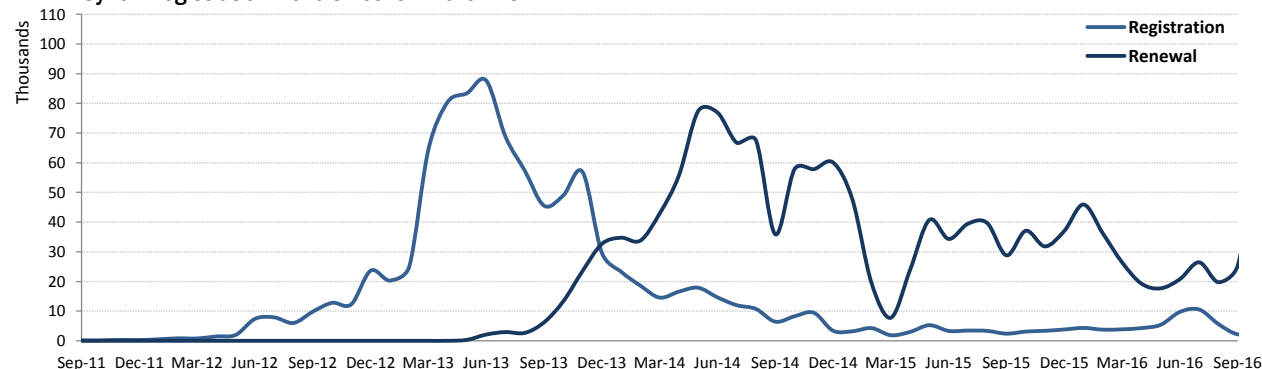
Biometric Statistics (IRIS)



Age-Gender Breakdown



Syrian Registration Trend since 01 March 2011



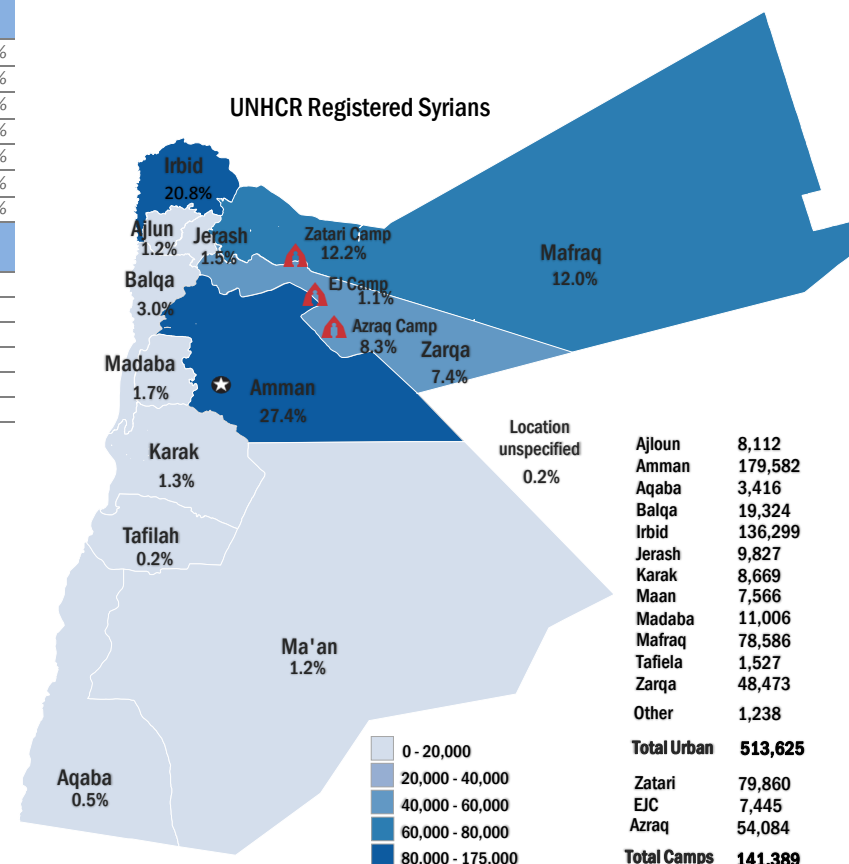
Interagency Portal: <http://data.unhcr.org/Syrianrefugees>

UNHCR on the web: <http://www.unhcr.org>; <http://www.unhcr.org>

UNHCR on Social network: <http://www.facebook.com/UNHCRJordan>; http://twitter.com/And_Harper; <http://twitter.com/ZaatariCamp>

DAG Jordan

UNHCR Registered Syrians



* Coloured map only reflects refugees living outside camps.