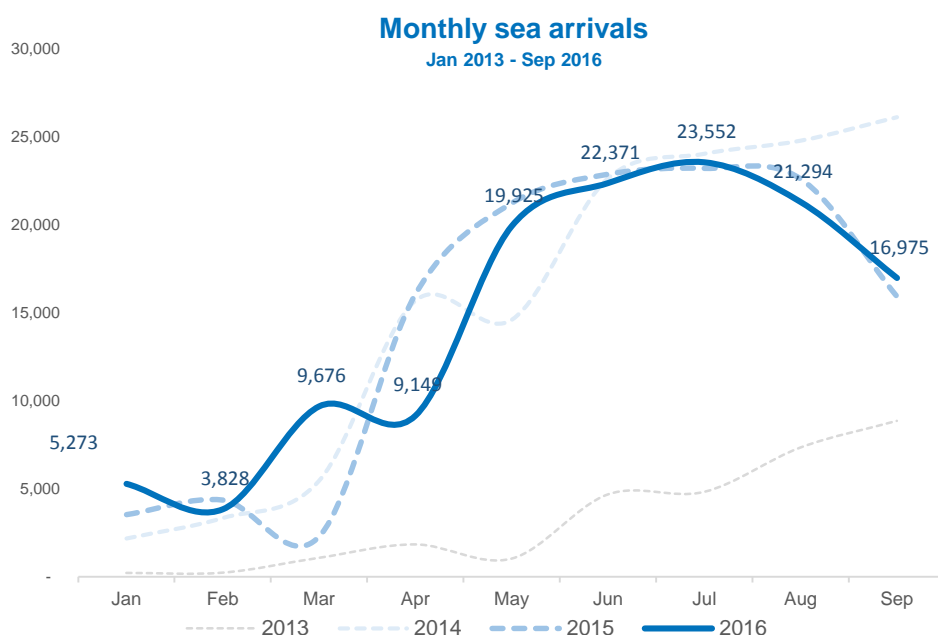
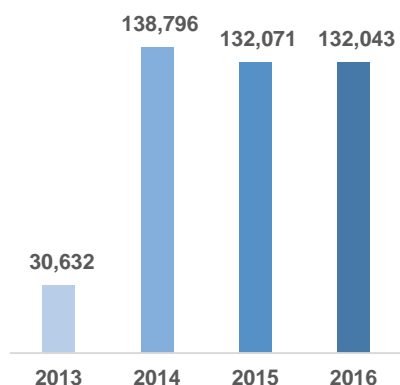


# Italy Sea Arrivals Dashboard

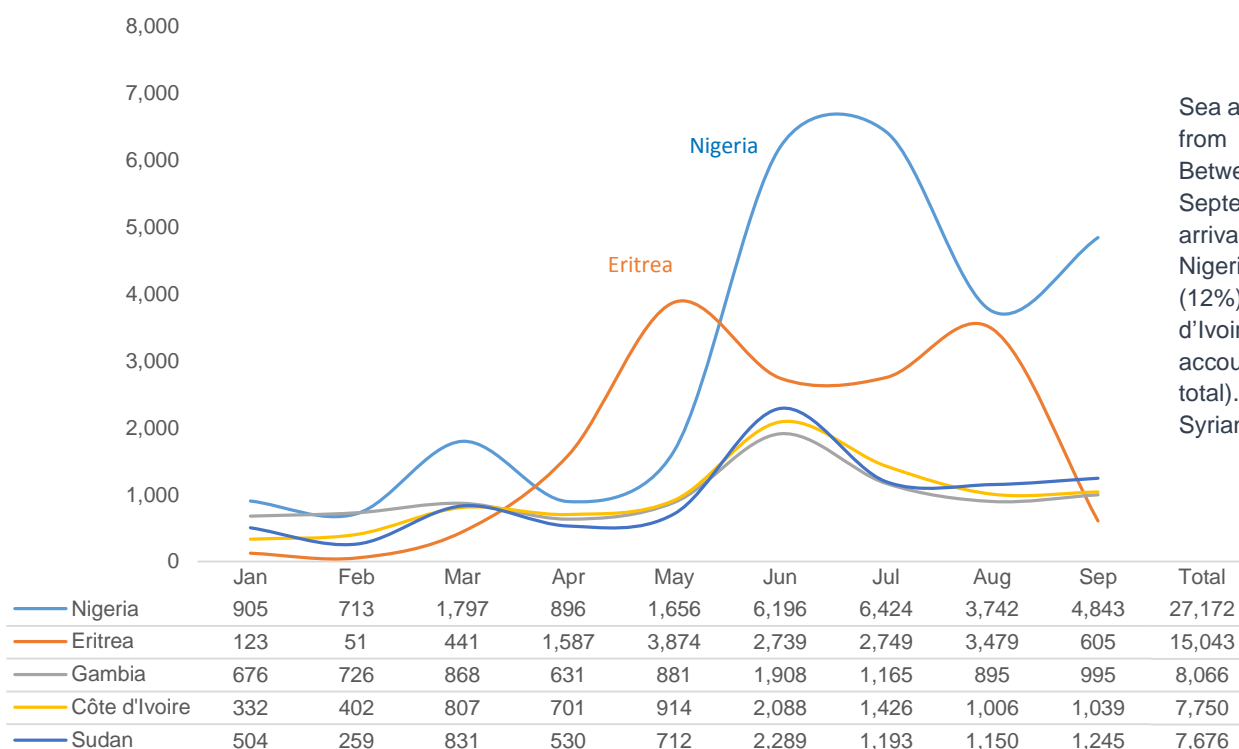
January – September 2016



Between 1 January and 30 September 2016, 132,043 persons arrived to Italy by sea, compared to 132,071 sea arrivals in the first nine months of 2015. The number of sea arrivals is therefore almost equal to that of last year, indicating that the decrease in arrivals on the Eastern Mediterranean route has not had a direct impact on arrivals through the Central Mediterranean.

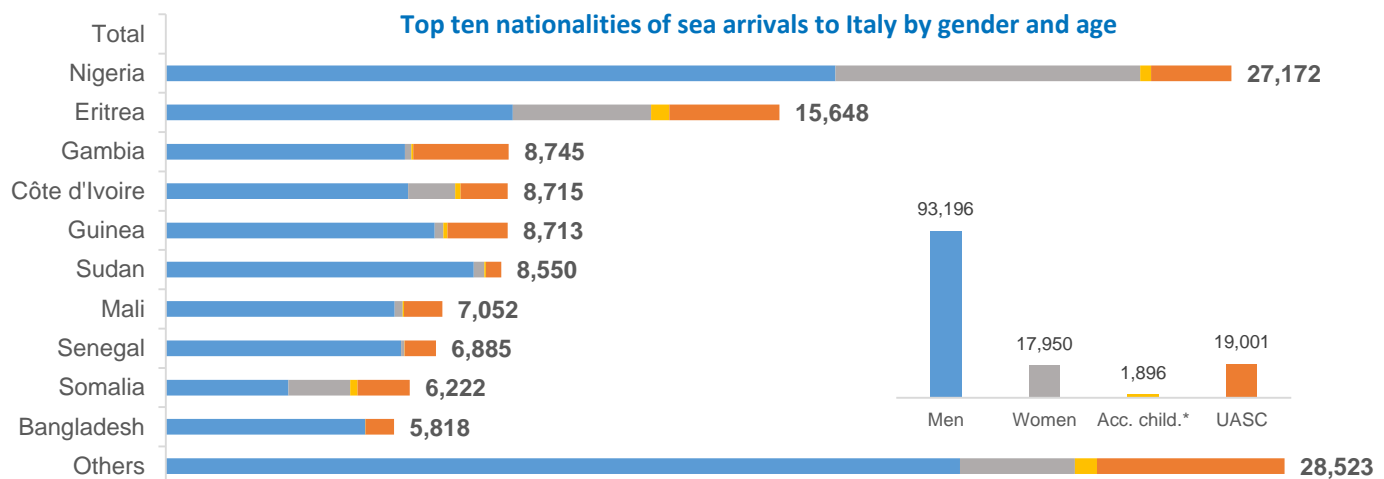
September arrivals this year (16,975) are slightly higher than numbers recorded over the same period of 2015 (15,922), but remain consistent with trends noted last year. While monthly arrivals from May to August this year were in the region of 20,000 or above, with a peak of 23,552 in July, a decrease was observed in September, when less than 17,000 reached Italian shores during the month.

## Sea arrivals: top 5 nationalities by month



Sea arrivals originate mainly from sub-Saharan Africa. Between January and September 2016, 21 % of all arrivals originated from Nigeria, followed by Eritrea (12%), The Gambia, Côte d'Ivoire and Guinea (each accounting for 7% of the total). The arrival figure of Syrians (0.6%) remains low.

### Top ten nationalities of sea arrivals to Italy by gender and age



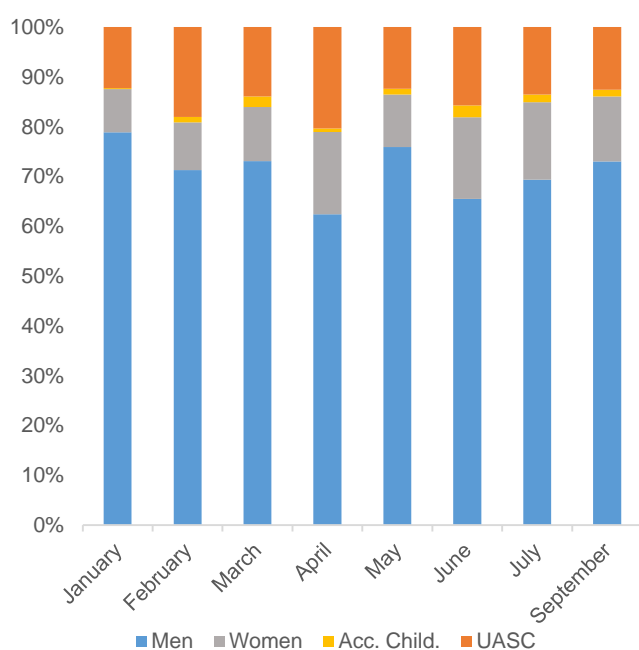
	Others	Banglad esh	Somalia	Senegal	Mali	Sudan	Guinea	Côte d'Ivoire	Gambia	Eritrea	Nigeria	Total
Men	20,251	5,082	3,122	6,000	5,839	7,854	6,855	6,177	6,093	8,845	17,078	93,196
Women	2,930	5	1,582	77	200	266	223	1,202	166	3,531	7,768	17,950
Acc. child.*	565	10	189	13	37	45	103	141	54	465	274	1,896
UASC	4,777	721	1,329	795	976	385	1,532	1,195	2,432	2,807	2,052	19,001
Total	28,523	5,818	6,222	6,885	7,052	8,550	8,713	8,715	8,745	15,648	27,172	132,043

\* Accompanied children

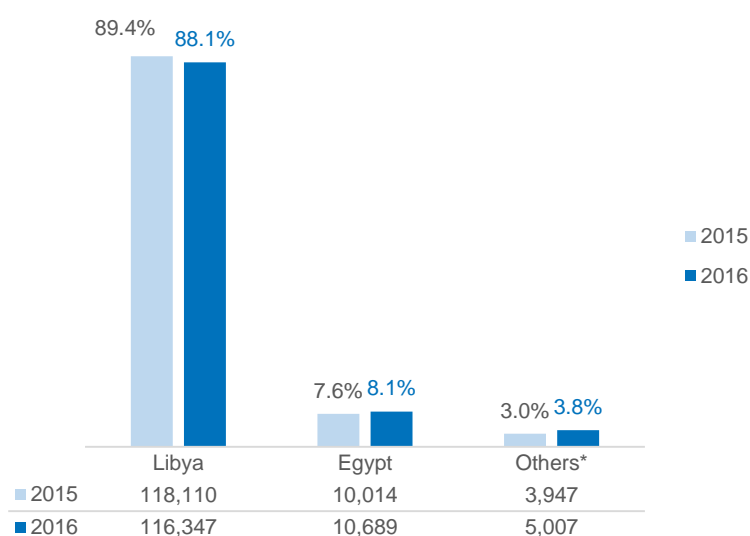
New arrivals are predominantly male. Like in previous years, women represent 14% of new arrivals so far this year. However, higher proportions of women are to be noted among Nigerians (29% of all Nigerians), Somalis (25%), Cameroonians (25%), Ethiopians (24%) and Eritreans (22%).

An increasing number of Unaccompanied and Separated Children (UASC) arrived this year: 14% of new arrivals between January and September 2016 are UASC, as opposed to 7% in 2015. So far this year, the top three nationalities of UASC are Eritreans, Egyptians and Gambians. UASC represent over 59% of all Egyptians who arrived by sea in the above period, which is the highest proportion among the top ten UASC nationalities arriving during the first nine months of the year. More detailed information on UASC can be found on the Italy UASC dashboard.

### Sea arrivals: gender and age by month



### Country of embarkation from January to September, 2016 vs 2015



\* Others include Algeria, Greece, Tunisia, Turkey and unknown

Libya remains the primary departure country for sea arrivals to Italy: 88% of persons arrived in the first nine months of 2016 crossed from Libya; despite a very slight decrease, the trend remains comparable to 2015 (89%). Approximately 8% of those arrived by sea so far this year travelled instead from Egypt: this is only a slight increase compared to the departures from Egypt in the previous year (7.2 %).