

# Registered Iraqis in Jordan

15 November 2016

Total Active Registered Iraqis

**60,441**

## Standard Age and Gender

Age	0-4	5-11	12-17	18-35	36-59	60+	Total	%
Female	2,322	4,494	2,848	8,817	7,654	3,152	29,287	48.5%
Male	2,495	4,957	3,167	9,903	7,910	2,722	31,154	51.5%
Total	4,817	9,451	6,015	18,720	15,564	5,874	60,441	100%
	8.0%	15.6%	10.0%	31.0%	25.8%	9.7%		

## Place of Origin

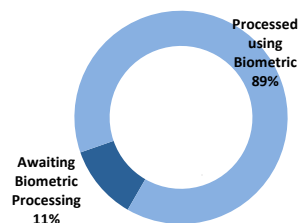
Baghdad	31,605	52.3%
Erbil	6,545	10.8%
Basrah	3,873	6.4%
Anbar	3,700	6.1%
Ninewa	3,631	6.0%
Dahuk	2,431	4.0%
Salah al-Din	1,279	2.1%
Thi-Qar	1,201	2.0%
Diyala	1,023	1.7%
Tameem	972	1.6%
Muthanna	525	0.9%
Missan	489	0.8%
Sulaymaniyah	465	0.8%
Babylon	431	0.7%
Wassit	318	0.5%
Najaf	290	0.5%
Qadissiya	196	0.3%
Kerbala	187	0.3%
Other	1,280	2.1%

## Specific Needs

Serious medical condition	5,876	9.7%
Disability	2,194	3.6%
Child at risk	1,915	3.2%
Specific legal and physical protection needs	1,899	3.1%
Woman at risk	1,687	2.8%
Single parent	995	1.6%
Older person at risk	744	1.2%
Unaccompanied or separated child	173	0.3%
Total	15,483	25.6%

\* An individual can have more than one specific need

## Biometric Statistics (IRIS)

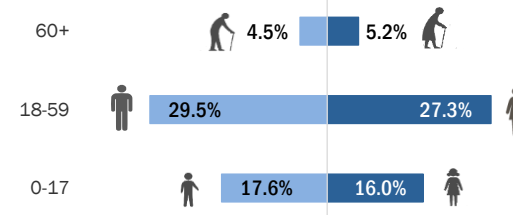


## Arrivals

	Arrival	Registration
Pre-2006	4,420	72,668
2006	3,455	4,689
2007	2,291	31,284
2008	1,185	9,761
2009	1,518	6,840
2010	2,165	7,980
2011	2,653	7,767
2012	2,827	4,090
2013	5,116	5,394
2014	18,009	21,538
2015	8,721	9,862
2016	8,081	9,700

## UNHCR Jordan

### Age-Gender Breakdown

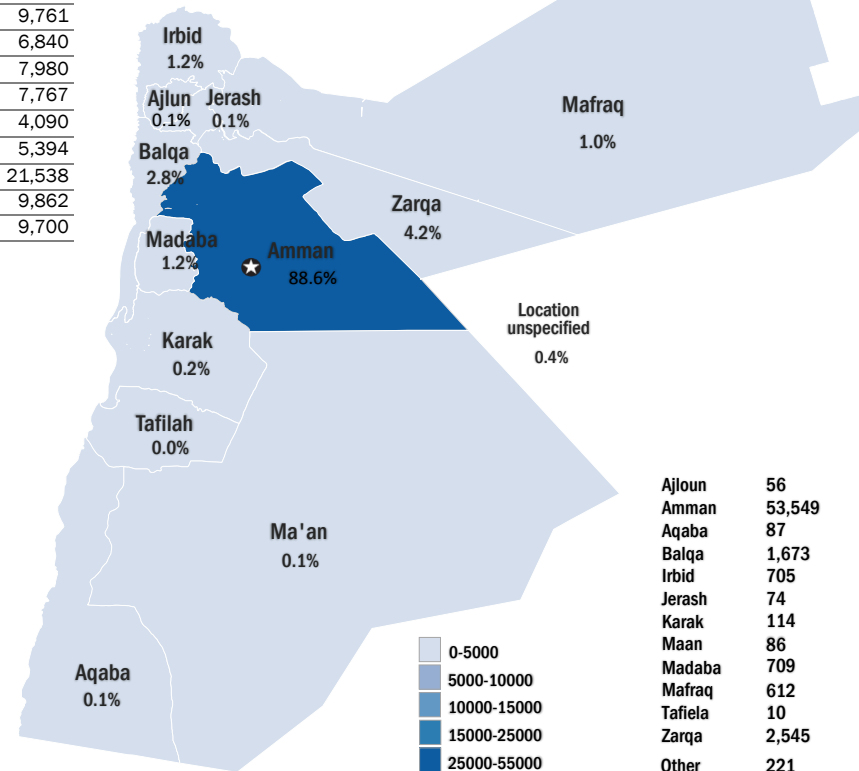


5,874  
9.7%

34,284  
56.7%

20,283  
33.6%

## UNHCR Registered Iraqis



Ajloun 56  
Amman 53,549  
Aqaba 87  
Balqa 1,673  
Irbid 705  
Jerash 74  
Karak 114  
Maan 86  
Madaba 709  
Mafraq 612  
Tafiela 10  
Zarqa 2,545  
Other 221

## Iraqi Arrival & Registration Trends since Jan 2013

