

Registered Iraqis in Jordan

30 November 2016

Total Active Registered Iraqis

60,647

Standard Age and Gender

Age	0-4	5-11	12-17	18-35	36-59	60+	Total	%
Female	2,311	4,513	2,866	8,849	7,690	3,163	29,392	48.5%
Male	2,479	4,971	3,197	9,919	7,958	2,731	31,255	51.5%
Total	4,790	9,484	6,063	18,768	15,648	5,894	60,647	100%
	7.9%	15.6%	10.0%	30.9%	25.8%	9.7%		

Place of Origin

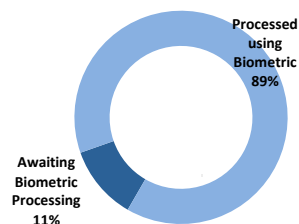
Baghdad	31,674	52.2%
Erbil	6,532	10.8%
Basrah	3,915	6.5%
Anbar	3,712	6.1%
Ninewa	3,642	6.0%
Dahuk	2,464	4.1%
Salah al-Din	1,289	2.1%
Thi-Qar	1,201	2.0%
Diyala	1,033	1.7%
Tameem	976	1.6%
Muthanna	525	0.9%
Missan	497	0.8%
Sulaymaniyah	476	0.8%
Babylon	432	0.7%
Wassit	318	0.5%
Najaf	290	0.5%
Qadissiya	196	0.3%
Kerbala	187	0.3%
Other	1,288	2.1%

Specific Needs

Serious medical condition	5,933	9.8%
Disability	2,202	3.6%
Child at risk	1,922	3.2%
Specific legal and physical protection needs	1,915	3.2%
Woman at risk	1,695	2.8%
Single parent	994	1.6%
Older person at risk	743	1.2%
Unaccompanied or separated child	171	0.3%
Total	15,575	25.7%

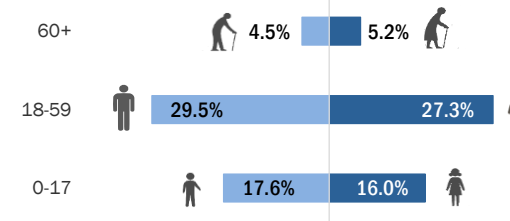
* An individual can have more than one specific need

Biometric Statistics (IRIS)



UNHCR Jordan

Age-Gender Breakdown



5,894
9.7%

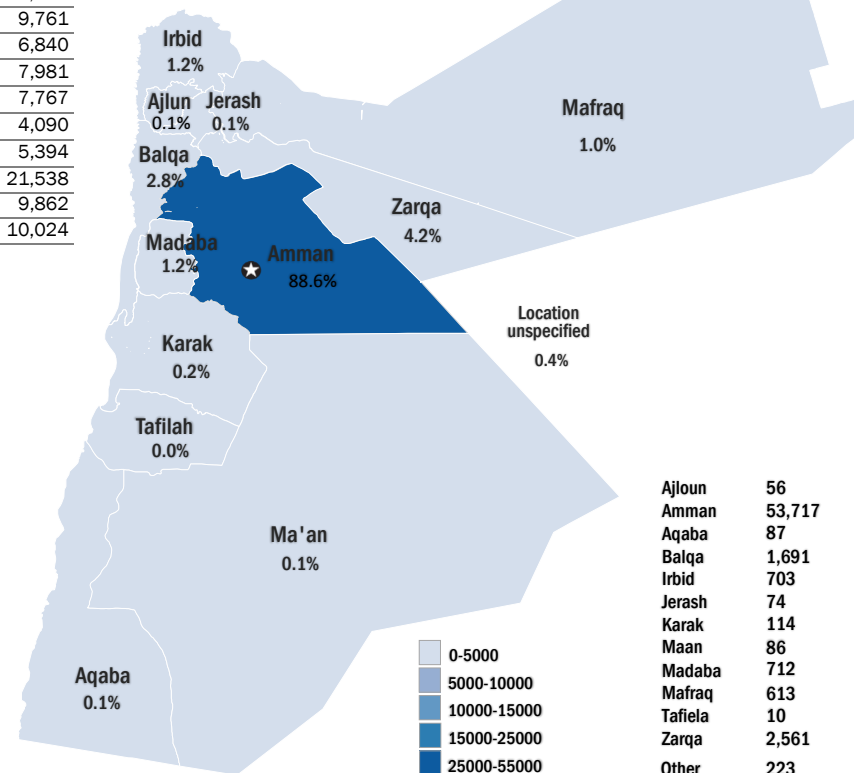
34,416
56.7%

20,337
33.5%

Arrivals

	Arrival	Registration
Pre-2006	4,410	72,668
2006	3,458	4,689
2007	2,293	31,284
2008	1,186	9,761
2009	1,520	6,840
2010	2,169	7,981
2011	2,656	7,767
2012	2,827	4,090
2013	5,106	5,394
2014	17,932	21,538
2015	8,710	9,862
2016	8,380	10,024

UNHCR Registered Iraqis



Iraqi Arrival & Registration Trends since Jan 2013

