

South Sudan - Refugees Statistics

as of 31 January 2017

KEY FIGURES

260,868
total refugee population

99%
Living in camps and settlements

257,344

82%
Are Women and Children

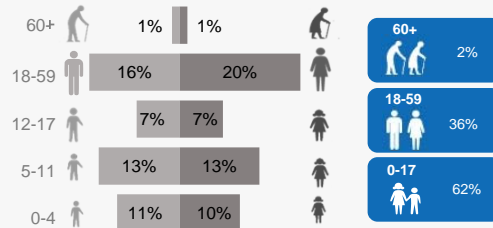
63,710
Households

1%
Living in urban areas

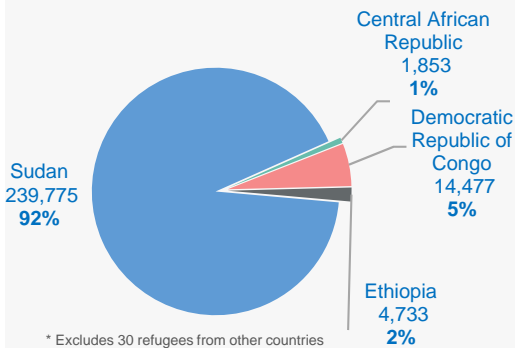
3,524

52%
Are female

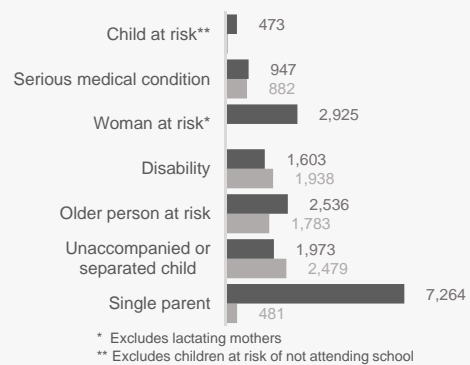
Age and gender breakdowns



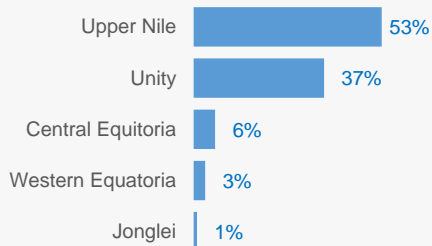
Main countries of origin*



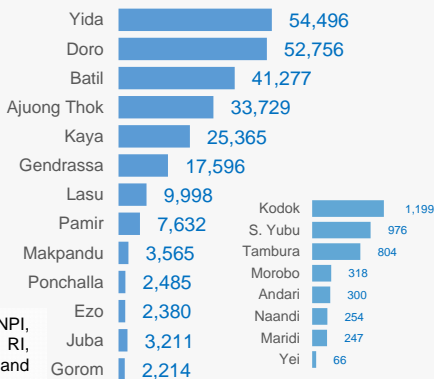
Main Specific needs



States hosting refugees



Refugee locations



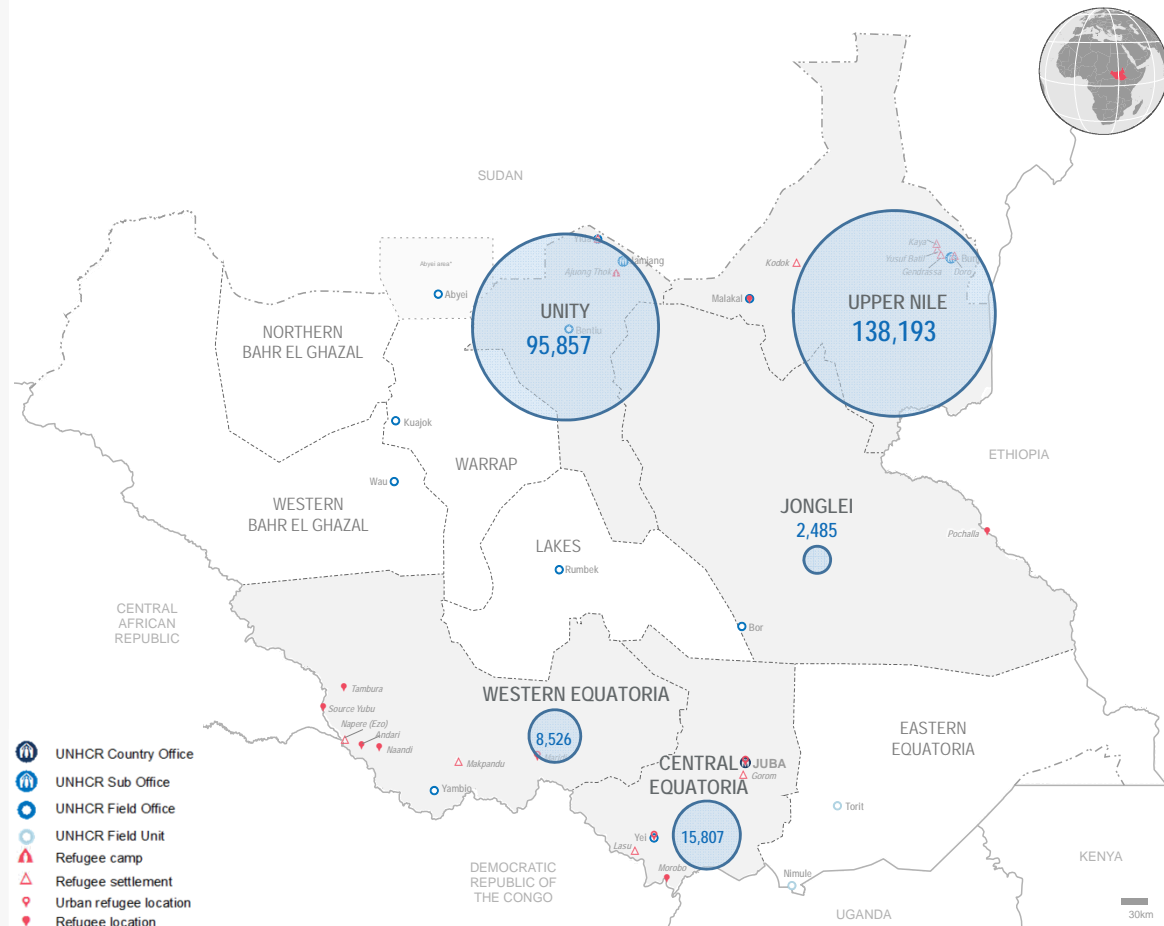
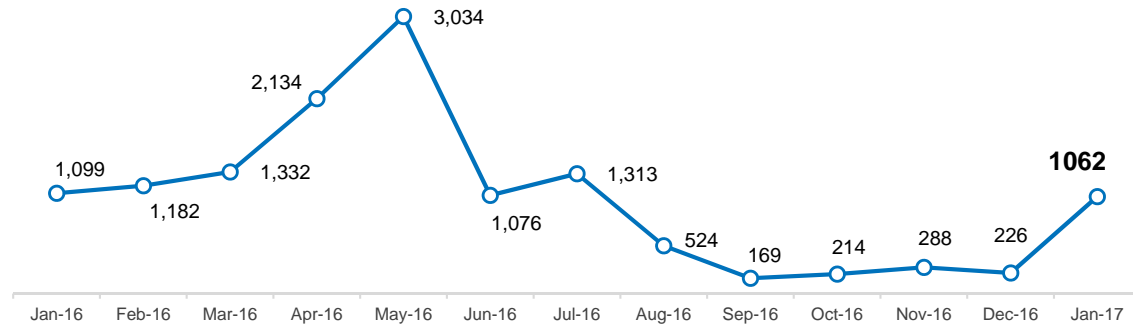
Our Partners

AAHI, ADRA, AHA, ACROSS, ACTED, CARE, CRA, DNPI, DRC, HDC, HI, IMC, INTERSOS, IRC, LWF, Nile Hope, RI, SP, SCI, TOCH, UMCOR, UNOPS, UN, WAV, WDG and WVI.

Notes: In addition to 260,868 refugees, South Sudan hosts **1,911 asylum seekers** (Juba -1,822; Makpandu- 88; Maban-1) and **1.853 million IDPs**

New arrivals trends

January 2016 – January 2017



- UNHCR Country Office
- UNHCR Sub Office
- UNHCR Field Office
- UNHCR Field Unit
- Refugee camp
- Refugee settlement
- Urban refugee location
- Refugee location

South Sudan Statistics: Population by Country of Origin, Sex and Age Group

as of the 31-January-2017



Country of Origin	Settlement	Households (HHs)			Persons																	
		Total HHs	Female headed		0 - 4 years			5 - 11 years			12 - 17 years			18 - 59 years			60 years +			Total		
			HHs	%	F	M	T	F	M	T	F	M	T	F	M	T	F	M	T	F	M	T
CENTRA AFRICAN REPUBLIC	Andari	1	-	0%	0	0	0	0	0	0	0	0	0	0	1	1	0	0	0	0	1	1
	Ezo	13	7	54%	1	4	5	2	4	6	4	5	9	10	6	16	1	1	2	18	20	38
	Makpandu	33	7	21%	4	7	11	9	7	16	0	5	5	15	23	38	0	4	4	28	46	74
	Naandi	7	4	57%	0	5	5	2	2	4	0	0	0	5	3	8	0	0	0	7	10	17
	SourceYubu	309	188	61%	74	96	170	125	138	263	53	59	112	253	131	384	12	9	21	517	433	950
	Tambura	232	141	61%	76	92	168	138	114	252	31	41	72	180	97	277	3	1	4	428	345	773
	Total	595	347	58%	155	204	359	276	265	541	88	110	198	463	261	724	16	15	31	998	855	1,853
DEMOCRATIC REPUBLIC OF THE CONGO	Andari	120	60	50%	34	30	64	30	36	66	13	10	23	78	51	129	7	10	17	162	137	299
	Ezo	906	513	57%	135	132	267	215	217	432	153	164	317	741	454	1,195	71	60	131	1,315	1,027	2,342
	Juba	2	1	50%	1	1	2	2	1	3	2	-	2	2	4	6	-	1	1	7	7	14
	Lasu	2,247	1,223	54%	729	757	1,486	988	973	1,961	648	629	1,277	1,789	1,330	3,119	200	101	301	4,354	3,790	8,144
	Makpandu	966	430	45%	307	277	584	414	359	773	181	207	388	664	561	1,225	51	45	96	1,617	1,449	3,066
	Morobo	79	38	48%	29	25	54	43	57	100	25	29	54	60	42	102	3	5	8	160	158	318
	Naandi	76	35	46%	23	18	41	34	31	65	14	18	32	43	44	87	6	6	12	120	117	237
	SourceYubu	12	8	67%	2	-	2	6	2	8	-	2	2	9	3	12	1	1	2	18	8	26
	Tambura	14	8	57%	4	4	8	3	3	6	-	-	-	9	6	15	2	-	2	18	13	31
	Total	4,422	2,316	52%	1,264	1,244	2,508	1,735	1,679	3,414	1,036	1,059	2,095	3,395	2,495	5,890	341	229	570	7,771	6,706	14,477
ETHIOPIA	Doro	1	1	100%	-	-	-	-	-	-	-	-	-	1	-	1	-	-	-	1	-	1
	Gorom	824	334	41%	166	187	353	247	257	504	150	172	322	466	537	1,003	21	10	31	1,050	1,163	2,213
	Juba	2	1	50%	2	1	3	-	2	2	1	-	1	9	12	21	-	-	-	12	15	27
	Makpandu	1	1	0%	2	-	2	-	-	-	-	-	-	2	3	5	-	-	-	4	3	7
	Ponchalla	668	525	79%	156	176	332	289	302	591	328	351	679	623	214	837	34	12	46	1,430	1,055	2,485
	Total	1,496	862	58%	326	364	690	536	561	1,097	479	523	1,002	1,101	766	1,867	55	22	77	2,497	2,236	4,733
SUDAN	Ajuong Thok	9,060	4,828	53%	3,144	3,154	6,298	4,002	4,015	8,017	2,428	2,826	5,254	6,799	6,914	13,713	239	208	447	16,612	17,117	33,729
	Batil	9,225	4,257	46%	3,500	3,755	7,255	5,464	5,609	11,073	3,105	3,085	6,190	8,582	6,317	14,899	828	1,032	1,860	21,479	19,798	41,277
	Doro	12,053	6,349	53%	5,120	5,464	10,584	6,964	7,323	14,287	4,024	4,301	8,325	10,426	7,879	18,305	675	579	1,254	27,209	25,546	52,755
	Gendrassa	4,203	1,962	47%	1,555	1,615	3,170	2,283	2,301	4,584	1,273	1,259	2,532	3,701	2,945	6,646	291	373	664	9,103	8,493	17,596
	Juba	2,089	182	9%	109	142	251	205	187	392	99	76	175	359	1,890	2,249	4	72	76	776	2,367	3,143
	Kaya	6,046	2,808	46%	2,198	2,344	4,542	3,292	3,314	6,606	1,845	1,837	3,682	5,447	4,072	9,519	442	574	1,016	13,224	12,141	25,365
	Kodok	361	243	67%	112	110	222	207	192	399	68	52	120	236	177	413	20	25	45	643	556	1,199
	Lasu	552	145	26%	120	118	238	253	273	526	158	163	321	233	526	759	1	8	9	765	1,088	1,853
	Makpandu	1	1	100%	33	44	77	56	52	108	34	23	57	68	106	174	-	1	1	191	226	417
	Maridi	101	41	41%	6	11	17	44	35	79	17	17	34	50	66	116	-	1	1	117	130	247
	Pamir	1,735	1,156	67%	815	818	1,633	1,013	1,090	2,103	583	668	1,251	1,466	1,007	2,473	102	70	172	3,979	3,653	7,632
	Yei	61	6	10%	-	-	-	-	1	1	2	-	3	3	6	55	61	-	-	7	59	66
	Yida	11,690	8,645	74%	4,912	5,035	9,947	8,649	8,737	17,386	5,113	4,251	9,364	11,911	4,946	16,857	583	359	942	31,168	23,328	54,496
	Total	57,177	30,623	54%	21,624	22,610	44,234	32,433	33,129	65,562	18,747	18,561	37,308	49,284	36,900	86,184	3,185	3,302	6,487	125,273	114,502	239,775
UGANDA*	Gorom	-	-	0%	-	-	-	-	-	-	-	-	-	1	-	1	-	-	-	1	-	1
	Lasu	-	-	0%	-	-	-	-	-	-	-	-	-	1	-	1	-	-	-	1	-	1
	Total	-	-	0%	-	-	-	-	-	-	-	-	-	2	-	2	-	-	-	2	-	2
SOMALIA	Juba	1	-	0%	-	-	-	-	-	-	-	-	-	-	3	3	-	-	-	-	3	3
	Makpandu	-	-	0%	-	-	-	-	-	-	-	-	-	-	1	1	-	-	-	-	1	1
	Total	1	-	0%	-	-	-	-	-	-	-	-	-	-	4	4	-	-	-	-	4	4
SYRIA BURUNDI EGYPT ERITREA	Juba	1	-	0%	-	-	-	-	-	-	-	-	-	-	3	3	-	-	-	-	3	3
	Juba	2	-	0%	-	-	-	-	-	-	-	-	-	-	2	2	-	-	-	-	2	2
	Juba	1	-	0%	-	-	-	-	-	-	-	-	-	-	1	1	-	-	-	-	1	1
	Juba	15	-	0%	-	1	1	-	1	1	-	-	-	2	13	15	-	1	1	2	16	18
	Total	19	-	0%	-	1	1	-	1	1	-	-	-	2	19	21	-	1	1	2	22	24
Grand Total		63,710	34,148	54%	23,369	24,423	47,792	34,980	35,635	70,615	20,350	20,253	40,603	54,247	40,445	94,692	3,597	3,569	7,166	136,543	124,325	260,868

* Refers to spouses in mixed nationality marriages

South Sudan Refugee statistics: Population by Location, Sex and Age Group

as of the 31-January-2017



State	Location	0 - 4 years			5 - 11 years			12 - 17 years			18 - 59 years			60 years +			Total			Households		
		F	M	Total	F	M	Total	F	M	Total	F	M	Total	F	M	Total	F	M	Total	F	M	Total
Upper Nile	Doro	5,120	5,464	10,584	6,964	7,323	14,287	4,024	4,301	8,325	10,427	7,879	18,306	675	579	1,254	27,210	25,546	52,756	6,350	5,704	12,054
	Kaya	2,198	2,344	4,542	3,292	3,314	6,606	1,845	1,837	3,682	5,447	4,072	9,519	442	574	1,016	13,224	12,141	25,365	2,808	3,238	6,046
	Yusuf Batil	3,500	3,755	7,255	5,464	5,609	11,073	3,105	3,085	6,190	8,582	6,317	14,899	828	1,032	1,860	21,479	19,798	41,277	4,257	4,968	9,225
	Gendrassa	1,555	1,615	3,170	2,283	2,301	4,584	1,273	1,259	2,532	3,701	2,945	6,646	291	373	664	9,103	8,493	17,596	1,962	2,241	4,203
	Kodok	112	110	222	207	192	399	68	52	120	236	177	413	20	25	45	643	556	1,199	243	118	361
	Total	12,485	13,288	25,773	18,210	18,739	36,949	10,315	10,534	20,849	28,393	21,390	49,783	2,256	2,583	4,839	71,659	66,534	138,193	15,620	16,269	31,889
Unity State	Ajounk Thok	3,144	3,154	6,298	4,002	4,015	8,017	2,428	2,826	5,254	6,799	6,914	13,713	239	208	447	16,612	17,117	33,729	4,828	4,232	9,060
	Pamir	815	818	1,633	1,013	1,090	2,103	583	668	1,251	1,466	1,007	2,473	102	70	172	3,979	3,653	7,632	1,156	579	1,735
	Yida	4,912	5,035	9,947	8,649	8,737	17,386	5,113	4,251	9,364	11,911	4,946	16,857	583	359	942	31,168	23,328	54,496	8,645	3,045	11,690
	Total	8,871	9,007	17,878	13,664	13,842	27,506	8,124	7,745	15,869	20,176	12,867	33,043	924	637	1,561	51,759	44,098	95,857	14,629	7,856	22,485
Central Equatoria	Gorom	166	187	353	247	257	504	150	172	322	467	537	1,004	21	10	31	1,051	1,163	2,214	334	490	824
	Juba	112	145	257	207	191	398	102	76	178	372	1,928	2,300	4	74	78	797	2,414	3,211	184	1,929	2,113
	Lasu	849	875	1,724	1,241	1,246	2,487	806	792	1,598	2,023	1,856	3,879	201	109	310	5,120	4,878	9,998	1,368	1,431	2,799
	Morobo	29	25	54	43	57	100	25	29	54	60	42	102	3	5	8	160	158	318	38	41	79
	Yei	0	0	0	1	1	2	0	3	3	6	55	61	0	0	0	7	59	66	6	55	61
	Total	1,156	1,232	2,388	1,739	1,752	3,491	1,083	1,072	2,155	2,928	4,418	7,346	229	198	427	7,135	8,672	15,807	1,930	3,946	5,876
Jonglei State	Pochalla	156	176	332	289	302	591	328	351	679	623	214	837	34	12	46	1430	1055	2485	525	143	668
	Total	156	176	332	289	302	591	328	351	679	623	214	837	34	12	46	1,430	1,055	2,485	525	143	668
Western Equatoria	Andari	34	30	64	30	36	66	13	10	23	78	52	130	7	10	17	162	138	300	60	61	121
	Ezo	136	136	272	217	221	438	157	169	326	751	460	1,211	72	61	133	1,333	1,047	2,380	520	399	919
	Makpandu	346	328	674	479	418	897	215	235	450	749	694	1,443	51	50	101	1,840	1,725	3,565	439	562	1,001
	Maridi	6	11	17	44	35	79	17	17	34	50	66	116	0	1	1	117	130	247	41	60	101
	Naandi	23	23	46	36	33	69	14	18	32	48	47	95	6	6	12	127	127	254	39	44	83
	Source yubu	76	96	172	131	140	271	53	61	114	262	134	396	13	10	23	535	441	976	196	125	321
	Tambura	80	96	176	141	117	258	31	41	72	189	103	292	5	1	6	446	358	804	149	97	246
	Total	701	720	1,421	1,078	1,000	2,078	500	551	1,051	2,127	1,556	3,683	154	139	293	4,560	3,966	8,526	1,444	1,348	2,792
Grand total		23,369	24,423	47,792	34,980	35,635	70,615	20,350	20,253	40,603	54,247	40,445	94,692	3,597	3,569	7,166	136,543	124,325	260,868	34,148	29,562	63,710

Asylum Seekers Population by Country of Origin, Sex and Age Group in South Sudan

as of the 31-January-2017



Country of Origin	Location	Principal Applicants			Persons																	
		Total Cases	Female headed		0 - 4 years			5 - 11 years			12 - 17 years			18 - 59 years			60 years +			Total		
			Cases	%	F	M	T	F	M	T	F	M	T	F	M	T	F	M	T	F	M	T
BURUNDI	Juba	433	-	0%	14	9	23	4	3	7	2	3	5	25	429	454	0	1	0	45	445	490
	Total	433	-	0%	14	9	23	4	3	7	2	3	5	25	429	454	-	1	-	45	445	490
DEMOCRATIC REPUBLIC OF THE CONGO	Juba	1	1		-	-	-	-	-	-	-	-	-	1	-	1	-	-	-	1	-	1
	Makpandu	-	-		-	-	-	-	-	-	-	-	-	-	1	1	-	-	-	-	1	1
	Total	1	1	-	-	-	-	-	-	-	-	-	-	1	1	2	-	-	-	1	1	2
ERITREA	Juba	682	115		44	49	93	8	15	23	1	5	6	218	565	783	-	14	14	271	648	919
	Makpandu	1	-		7	7	14	1	3	4	-	-	-	17	28	45	-	2	2	25	40	65
	Total	683	115	-	51	56	107	9	18	27	1	5	6	235	593	828	-	16	16	296	688	984
ETHIOPIA	Maban	1	-		-	-	-	-	-	-	-	-	-	-	1	1	-	-	-	-	1	1
	Juba	170	33		12	8	20	2	4	6	1	-	1	68	139	207	-	-	-	83	151	234
	Makpandu	-	-		-	2	2	2	1	3	-	-	-	4	11	15	-	-	-	6	14	20
	Total	171	33	-	12	10	22	4	5	9	1	-	1	72	151	223	-	-	-	89	166	255
KENYA	Juba	2	1		-	-	-	-	-	-	-	-	-	1	1	2	-	-	-	1	1	2
	Makpandu	-	-		-	-	-	-	-	-	-	-	-	-	-	-	-	1	1	-	1	1
	Total	2	1	-	-	-	-	-	-	-	-	-	-	1	1	2	-	1	1	1	2	3
SOMALIA	Juba	141	20		-	5	5	1	1	2	-	-	-	27	124	151	-	1	1	28	131	159
	Makpandu	-	-		-	-	-	-	-	-	-	-	-	-	1	1	-	-	-	-	1	1
	Total	141	20	-	-	5	5	1	1	2	-	-	-	27	125	152	-	1	1	28	132	160
SUDAN SYRIA UGANDA	Juba	14	-		-	-	-	-	-	-	-	-	-	-	14	14	-	1	1	-	15	15
	Juba	1	-		-	-	-	-	-	-	-	-	-	-	1	1	-	-	-	-	1	1
	Juba	1	-		-	-	-	-	-	-	-	-	-	-	1	1	-	-	-	-	1	1
	Total	16	-	-	-	-	-	-	-	-	-	-	-	-	16	16	-	1	1	-	17	17
Grand Total		1,447	170	12%	77	80	157	18	27	45	4	8	12	361	1,316	1,677	-	20	19	460	1,451	1,911

UNHCR Juba, South Sudan, 31-Jan-17