

Spain Arrivals Dashboard

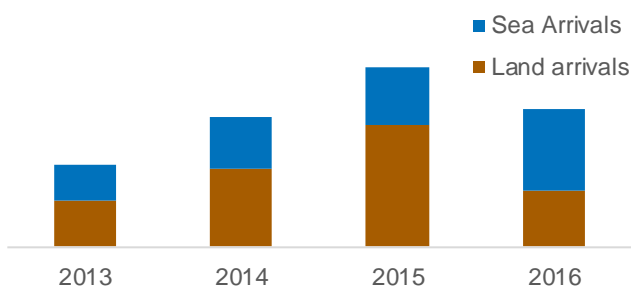
January - November 2016

Key Figures

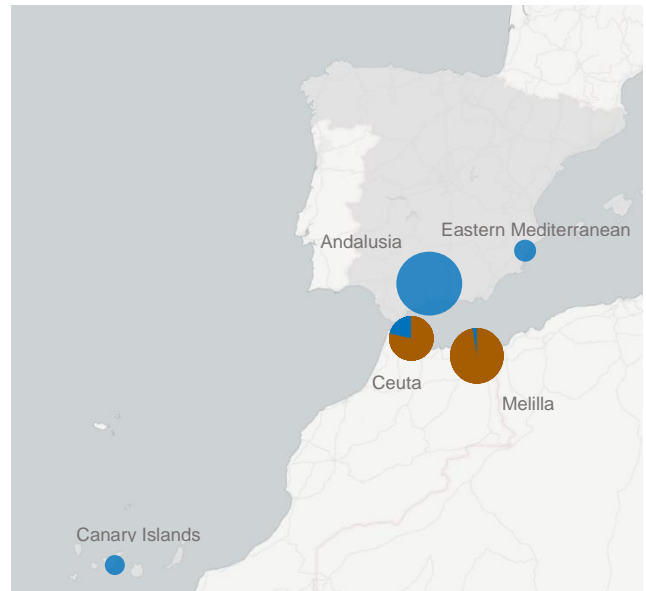
12,494 arrivals to Spain

- **5,084** land arrivals
- **7,410** sea arrivals

Arrivals to Spain | Jan 2013- Nov 2016

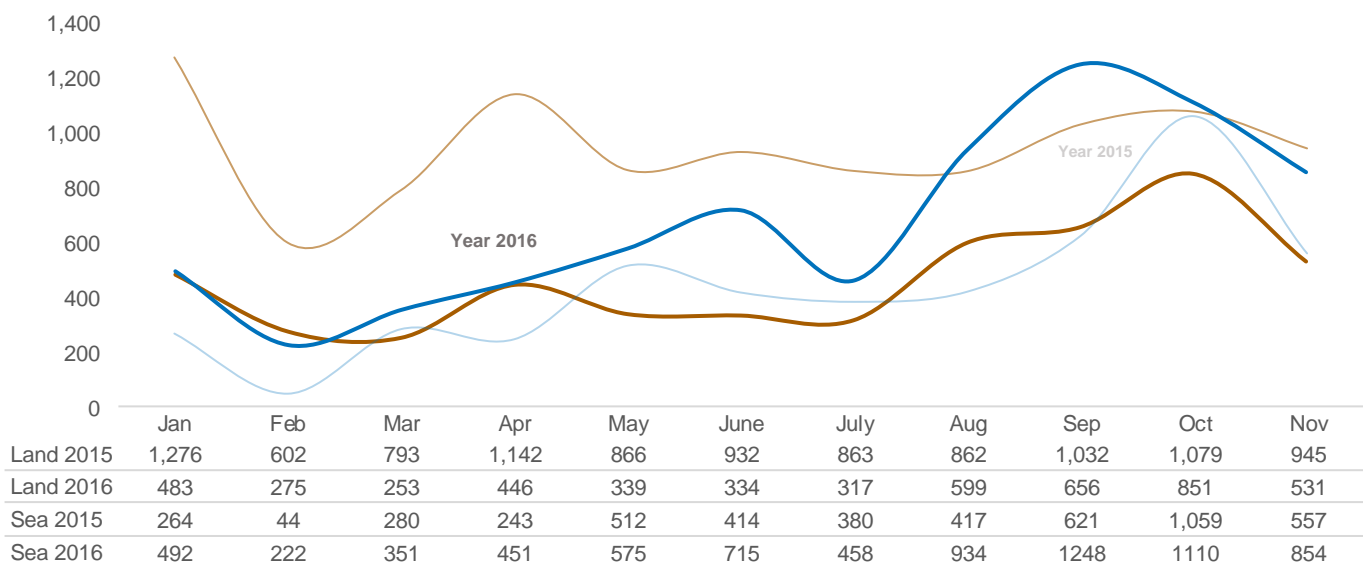


Arrivals to Spain by location | Jan- Nov 2016



Between 1 January and 30 November 2016, 12,494 refugees and migrants entered Spain. 7,410 (60%) of them arrived by sea and 5,084 (40%) arrived by land to the enclaves of Ceuta and Melilla. Total sea arrivals, including those to the Canary Islands and the enclaves, have increased by 55% compared to the same period last year. Arrivals to the Mediterranean coast) have increased by 77% compared to the same period last year.

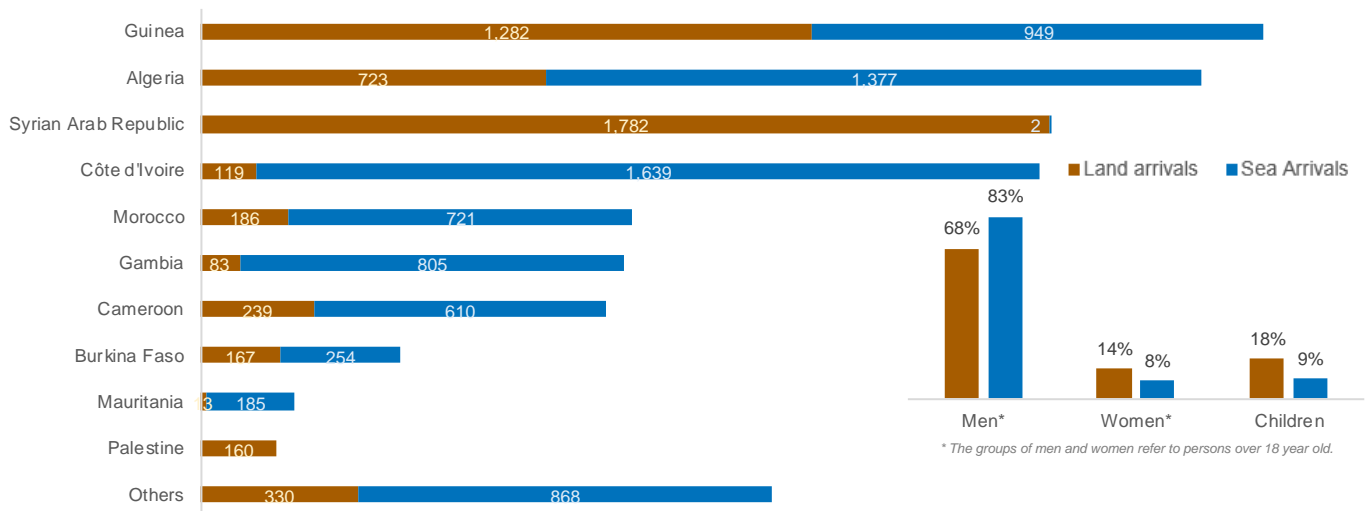
Sea and land arrivals to Spain | 2015-2016



November 2016 sea arrivals (854) were higher than numbers recorded over the same period in 2015 (557). Higher arrivals this month were consistent with increasing sea arrivals throughout 2016. Since the beginning of 2016, numbers have increased steadily and peaked in September, when 1,248 persons arrived by sea. Consistent with the land arrival trends observed in 2016 so far, numbers entering through the border fences in Ceuta and Melilla in November were comparatively low (531).

Arrival figures for Spain are provided by the Spanish Ministry of Interior and Spanish Police. Figures are subject to future adjustment and should not be considered final.

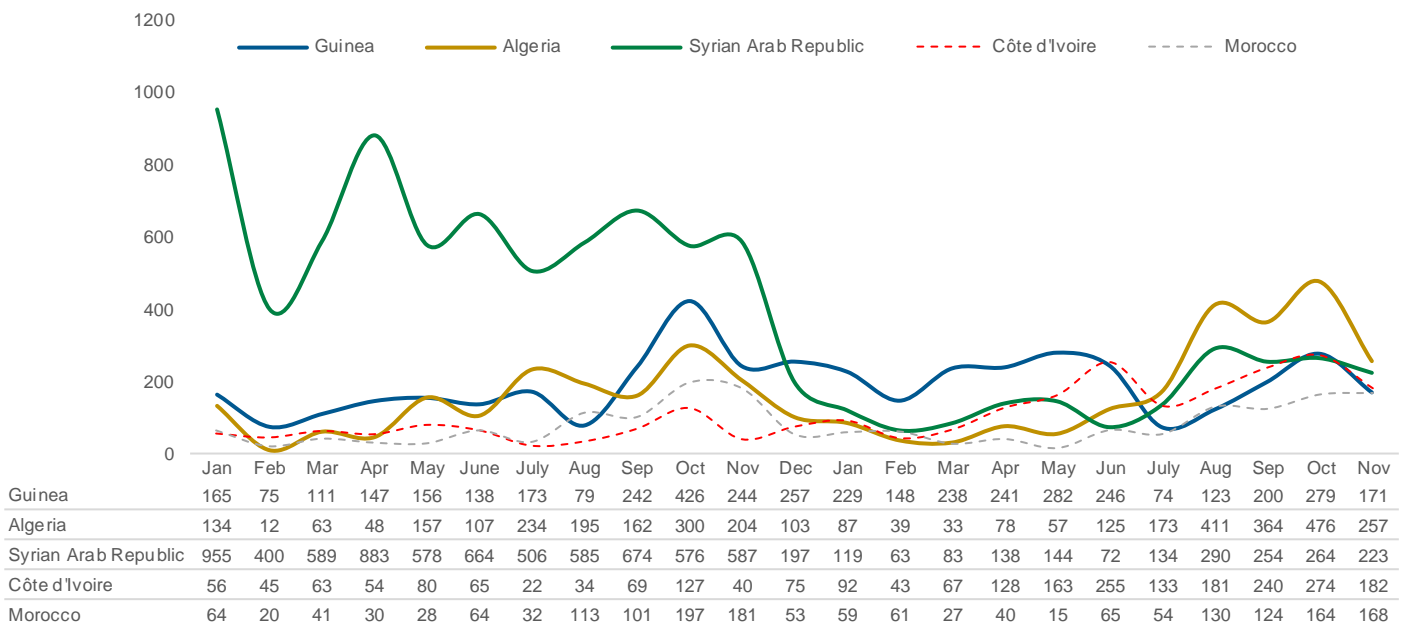
Top ten nationalities of arrivals to Spain | Jan – Nov 2016



Sea arrivals mainly originate from western African countries. The five most common countries of origin are Côte d'Ivoire (22%), The Gambia (10%), Guinea (13%) Cameroon (8%) and Burkina Faso (3%). Fewer arrivals originate from Algeria (18%) and Morocco (10%). Syrians arrive by land to the enclaves and report having travelled via the Western Mediterranean route to avoid more dangerous sea crossings.

Land arrivals mainly originate from Syria (35%), Guinea (25%), Algeria (27%), Cameroon (12%) Burkina Faso (5%) and Mauritania (4%). Syrians are predominantly families (70% women and children). Most land arrivals originating from sub-Saharan African countries were young men who jumped over the border fences. Women and children travelling by land most commonly hide inside vehicles crossing the border.

Top five nationalities of arrivals to Spain - Monthly trends | Jan 2015 – Nov 2016



Between 1 January 2015 and 30 November 2016 the five most common nationalities of sea and land arrivals to Spain were Syria (30%), Guinea (15%), Algeria (13%), Côte d'Ivoire (6%), and Cameroon (6%). While Guinean arrivals have remained consistent throughout 2016, Ivoirian and Algerian arrivals have increased since August 2016, reaching higher numbers than in previous years. Since August 2016, an average of 250 Syrian nationals reach Melilla every month. The western Mediterranean route has thus become the second most frequently used EU entry point for Syrians, after the eastern Mediterranean route.