

Total Active Registered Syrians

656,231



Urban

515,408

78.5%



Camps

140,823

21.5%

Standard Age and Gender

Age	0-4	5-11	12-17	18-35	36-59	60+	Total	%
Female	49,182	70,128	43,323	98,251	56,704	14,393	331,981	50.6%
Male	52,146	74,114	45,472	93,584	48,776	10,158	324,250	49.4%
Total	101,328	144,242	88,795	191,835	105,480	24,551	656,231	100%
	15.4%	22.0%	13.5%	29.2%	16.1%	3.7%		

Place of Origin

Dar'a	275,404	42.0%
Homs	104,687	16.0%
Rural Damascus	78,099	11.9%
Aleppo	66,169	10.1%
Damascus	48,981	7.5%
Hama	33,703	5.1%
Ar-raqqa	16,186	2.5%
Idlib	10,760	1.6%
Deir-ez-zor	6,400	1.0%
Al-hasakeh	5,129	0.8%
Quneitra	2,804	0.4%
As-sweida	1,487	0.2%
Lattakia	1,299	0.2%
Tartous	367	0.1%
Other	4,756	0.7%

Specific Needs

Child at risk	47,911	7.3%
Serious medical condition	44,798	6.8%
Specific legal and physical protection needs	40,941	6.2%
Single parent	21,250	3.2%
Woman at risk	19,716	3.0%
Disability	18,672	2.8%
Older person at risk	5,889	0.9%
Unaccompanied or separated child	4,455	0.7%
Total	203,632	31.0%

* An individual can have more than one specific need

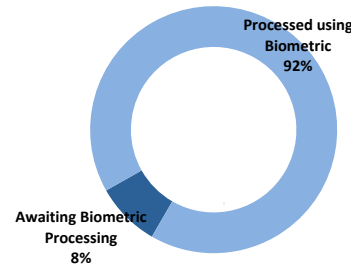
Arrivals

Pre-2011	32,931	5.0%
2011	22,525	3.4%
2012	170,912	26.0%
2013	294,011	44.8%
2014	80,408	12.3%
2015	33,326	5.1%
2016	43,015	6.6%
2017	1,628	0.2%

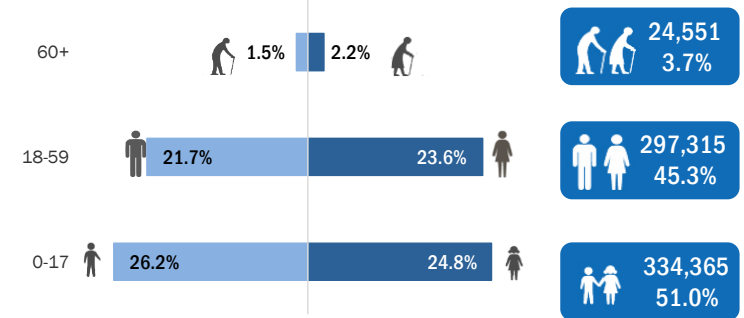
Registration Trend

2011	2,360	0.2%
2012	129,339	12.7%
2013	665,198	65.4%
2014	121,387	11.9%
2015	41,034	4.0%
2016	53,624	5.3%
2017	4,899	0.5%

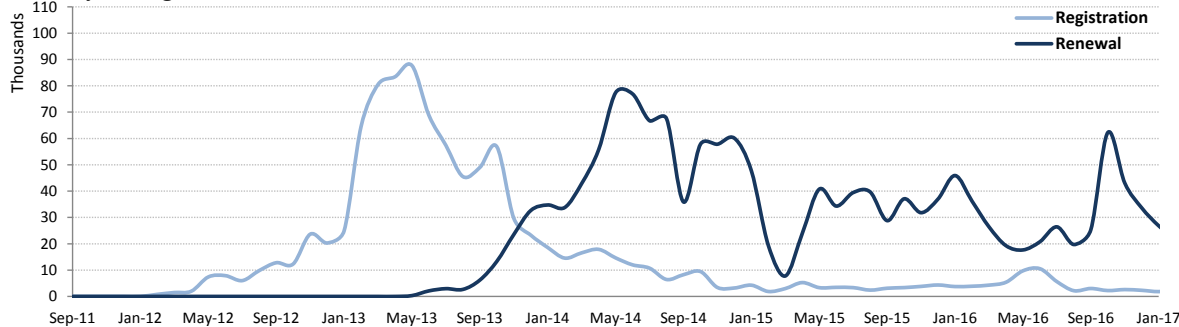
Biometric Statistics (IRIS)



Age-Gender Breakdown

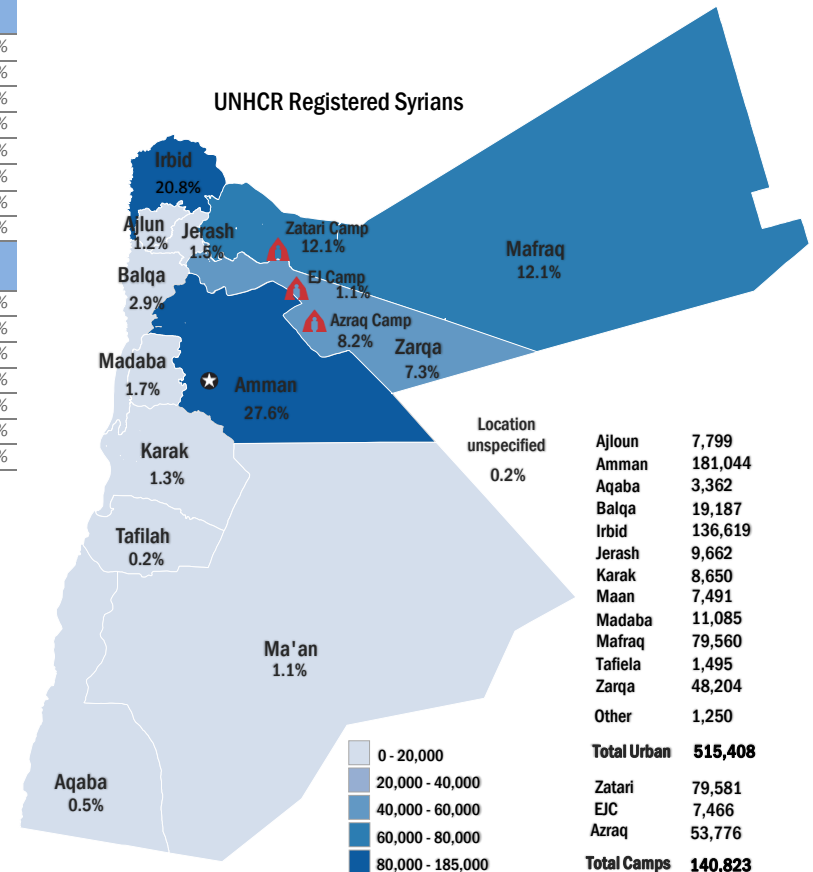


Syrian Registration Trend since 01 March 2011



Interagency Portal: <http://data.unhcr.org/Syrianrefugees>
 UNHCR on the web: <http://www.unhcr.org> ; <http://www.unhcr.org>
 UNHCR on Social network: <http://www.facebook.com/UNHCRJordan> ; <http://twitter.com/ZaatariCamp>
 DAG Jordan

UNHCR Registered Syrians



* Coloured map only reflects refugees living outside camps.