



Registration Unit

Total Persons of Concern

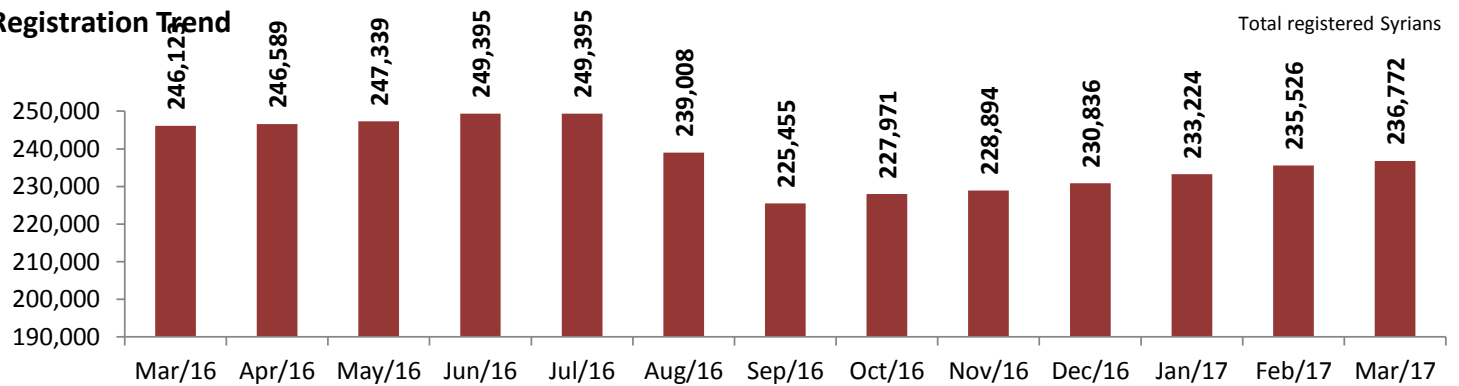
Individuals

236,772

Households

77,485

### Registration Trend

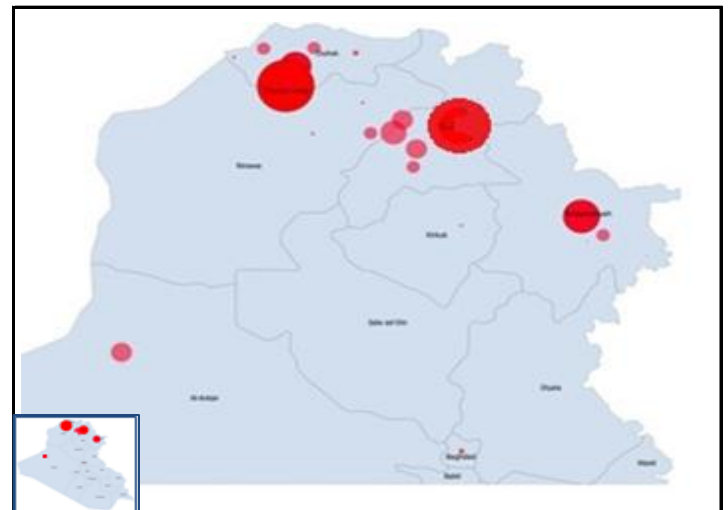
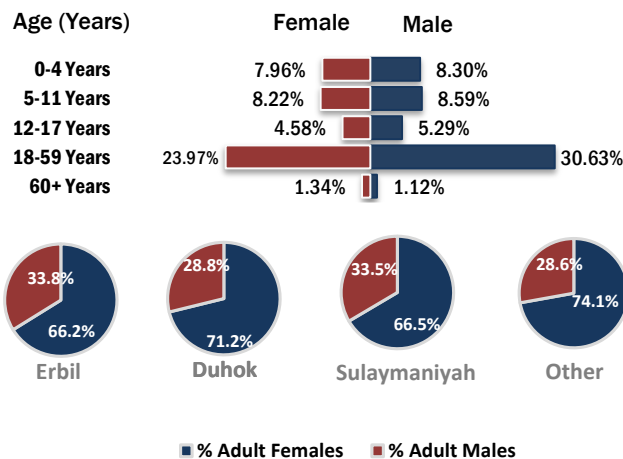


This profile is based on

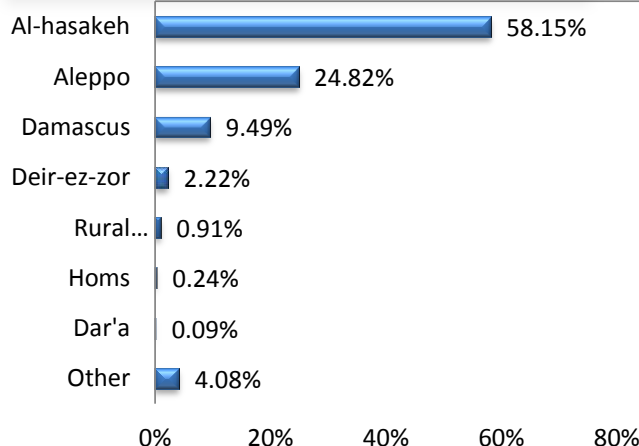
236,772

proGres registered individuals

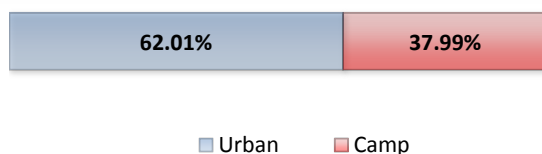
### Age and Gender Breakdown



### Place of Origin



### Camp and non-camp population comparison



Governorate	Individuals	Households	% Total
Duhok	82,360	23,305	34.78%
Erbil	115,353	40,508	48.72%
Sulaymaniyah	30,854	11,007	13.03%
Anbar	4,460	1,134	1.88%
Ninewa	1,605	548	0.68%
Kirkuk	963	339	0.41%
Baghdad	353	171	0.15%
Other	824	473	0.35%
<b>Total Iraq</b>	<b>236,772</b>	<b>77,485</b>	<b>100%</b>

Camps Registered Population			
Camp	Individuals	Households	% Total
Akre Settlement	1,178	288	1.31%
Domiz Camp 1	31,554	8,337	35.08%
Domiz Camp 2	8,300	2,011	9.23%
Gawilan Camp	8,124	1,909	9.03%
Basirma Camp	3,487	816	3.88%
Darashakran Camp	12,387	2,925	13.77%
Kawergosk Camp	9,090	2,482	10.11%
Qushtapa Camp	7,716	2,116	8.58%
Arbat Camp	8,111	2,119	9.02%
<b>Total</b>	<b>89,947</b>	<b>23,003</b>	<b>100%</b>