

Total Active Registered Syrians

656,913


Urban

515,923
78.5%


Camps

140,990
21.5%

Standard Age and Gender

Age	0-4	5-11	12-17	18-35	36-59	60+	Total	%
Female	49,250	70,199	43,325	98,256	56,750	14,455	332,235	50.6%
Male	52,257	74,182	45,511	93,685	48,848	10,195	324,678	49.4%
Total	101,507	144,381	88,836	191,941	105,598	24,650	656,913	100%
	15.5%	22.0%	13.5%	29.2%	16.1%	3.8%		

Place of Origin

Dar'a	275,442	41.9%
Homs	104,674	15.9%
Rural Damascus	78,111	11.9%
Aleppo	66,411	10.1%
Damascus	49,043	7.5%
Hama	33,785	5.1%
Ar-raqqa	16,279	2.5%
Idlib	10,772	1.6%
Deir-ez-zor	6,471	1.0%
Al-hasakeh	5,157	0.8%
Quneitra	2,803	0.4%
As-sweida	1,494	0.2%
Lattakia	1,308	0.2%
Tartous	367	0.1%
Other	4,796	0.7%

Specific Needs

Child at risk	47,941	7.3%
Serious medical condition	44,983	6.8%
Specific legal and physical protection needs	40,625	6.2%
Single parent	21,230	3.2%
Woman at risk	19,610	3.0%
Disability	18,720	2.8%
Older person at risk	5,899	0.9%
Unaccompanied or separated child	4,410	0.7%
Total	203,418	31.0%

* An individual can have more than one specific need

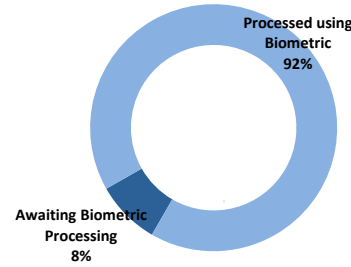
Arrivals

Pre-2011	32,996	5.0%
2011	22,541	3.4%
2012	170,722	26.0%
2013	293,602	44.7%
2014	80,341	12.2%
2015	33,328	5.1%
2016	43,480	6.6%
2017	2,444	0.4%

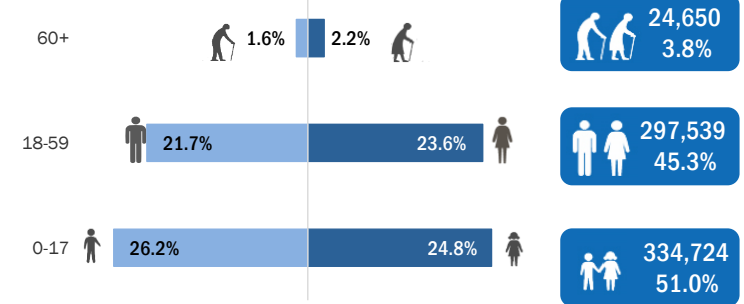
Registration Trend

2011	2,360	0.2%
2012	129,339	12.7%
2013	665,199	65.2%
2014	121,387	11.9%
2015	41,034	4.0%
2016	53,624	5.3%
2017	6,668	0.7%

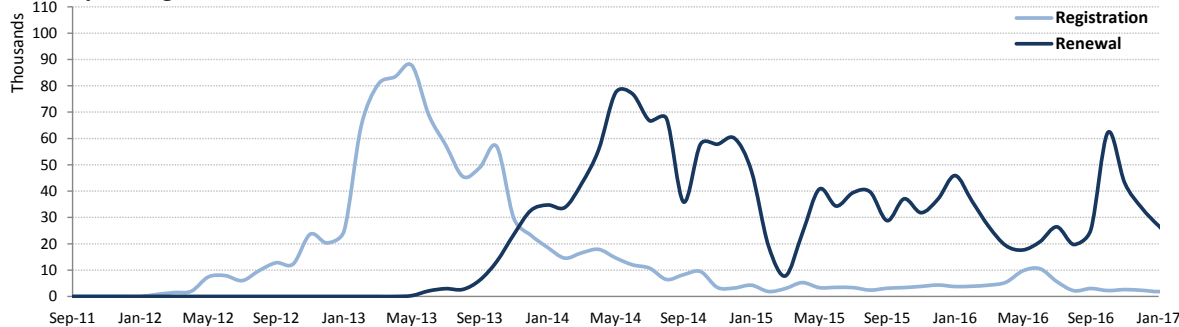
Biometric Statistics (IRIS)



Age-Gender Breakdown

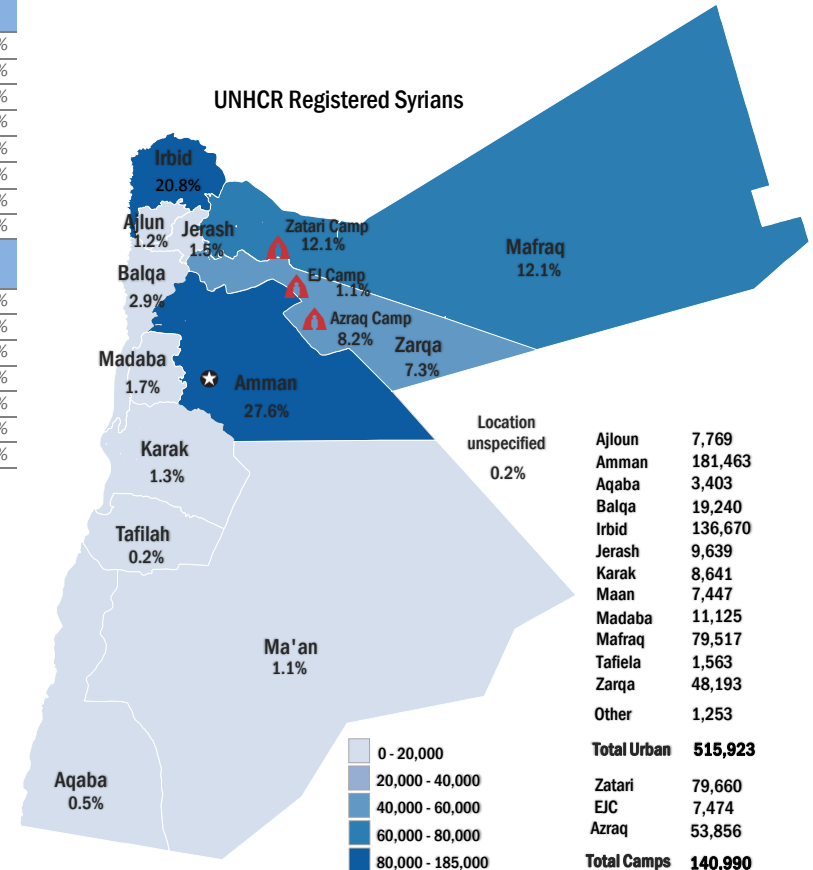


Syrian Registration Trend since 01 March 2011



Interagency Portal: <http://data.unhcr.org/Syrianrefugees>
 UNHCR on the web: <http://www.unhcr.org> ; <http://www.unhcr.org>
 UNHCR on Social network: <http://www.facebook.com/UNHCRJordan> ; <http://twitter.com/ZaatariCamp>
 DAG Jordan

UNHCR Registered Syrians



* Coloured map only reflects refugees living outside camps.