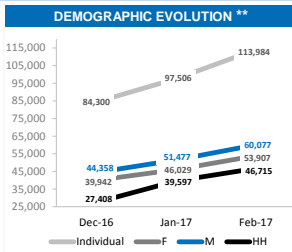
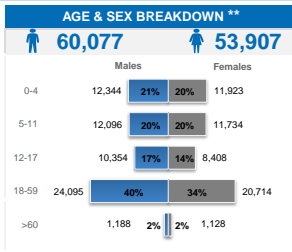
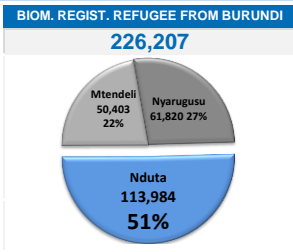
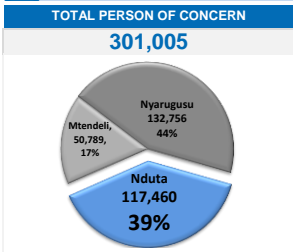


KEY FIGURES

* Indicators use yearly target which should be reached or exceeded toward end of the year, therefore current achievement value reflect cumulation of activities from January 2017 to current reporting date



CAMP DETAILS

Opening day : 04 October 2015

Region/District : Kigoma / Kibondo

**Coordinates : Lat 3°41'42.00"S
Lon 30°46'51.60"E**

Camp Extent : 3,631.8 Hectares

of Partners : 24 Partners

** Registered refugees (# as of 28 Feb, 2017)

PROTECTION

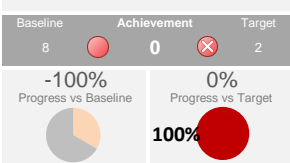
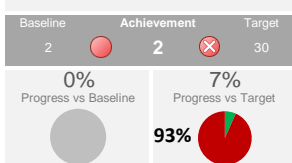
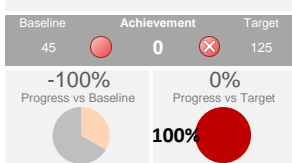
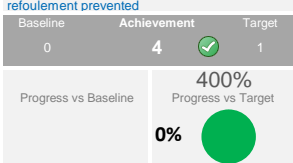
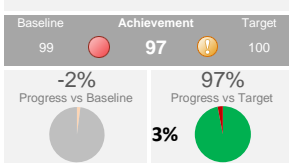
% of PoCs registered and documentation issued according to UNHCR standards

of border monitoring and sensitization/capacity building activities conducted and non-refoulement prevented

of law enforcement officers supported and sensitized on internal protection *

of GoT's staff capacity enhanced *

of peaceful co-existence activities initiated



UNHCR, TCRS

PROTECTION (SGBV) *

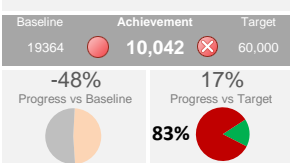
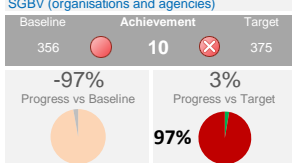
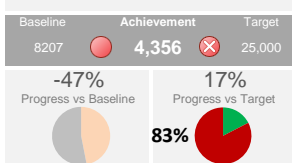
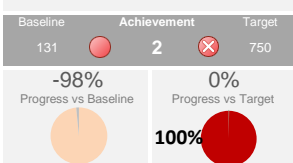
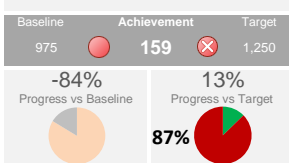
of individuals who received MSR support (PSS, legal, medical and safety)

of community leaders trained and referring SGBV incidents

of men and boys participating in SGBV prevention activities

of actors trained who demonstrate an increased knowledge (pre and post-test) on SGBV (organisations and agencies)

of individuals sensitized/trained (outreach) on SGBV (community members)



IRC, OXFAM

PROTECTION (Child Protection)

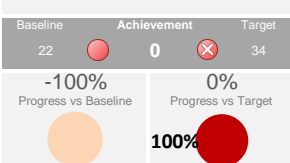
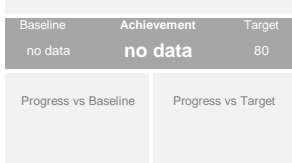
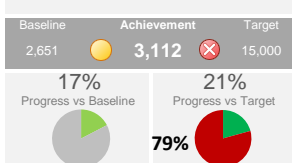
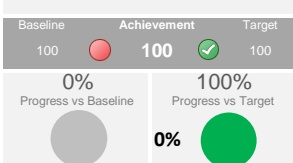
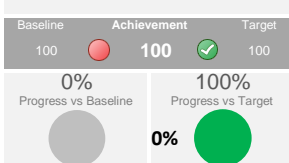
% of at risk children identified screened and registered

% of Unaccompanied and separated children with appropriate alternative care arrangements

of children accessing psychosocial, recreational and child friendly spaces *

% of families reunified (1)

of community based child protection committees operating



Plan International

1) These data are based on TRCS(tracing unit) report.

PROTECTION (Person with Specific Need / Community Based Protection)

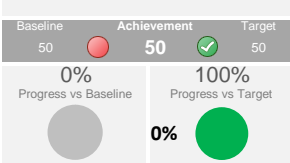
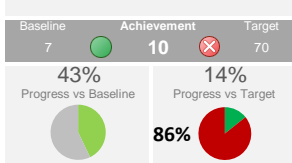


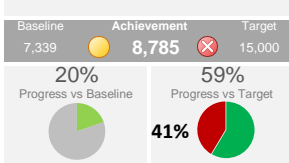
of PSN identified, reached with harmonized and standardized quality service *

of PSN with psychosocial needs receiving psychosocial support *

of PSN receiving specific items and cash *

% of refugees who have accurate information on services provided in camps

% of female representation in leadership/management structures



HelpAge, DRC

EDUCATION

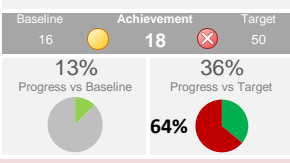
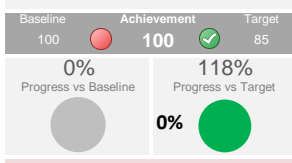
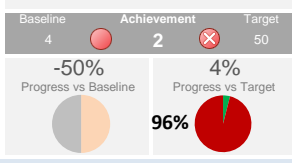
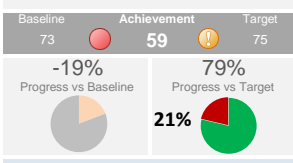
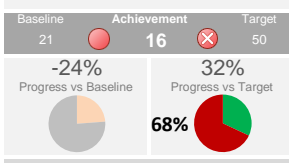
% of children aged 3-5 yrs enrolled in early childhood education

% of children aged 6-14 yrs enrolled in primary education

% of children aged 15-18 enrolled in secondary education

% of teachers who are qualified

% of female teachers recruited and deployed



CARITAS

HEALTH & NUTRITION

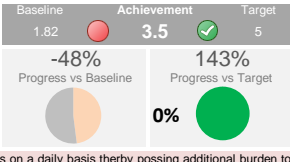
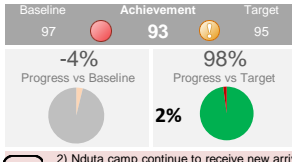
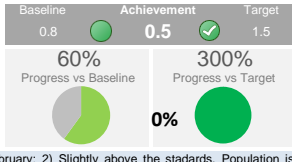
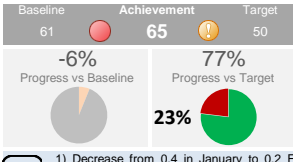
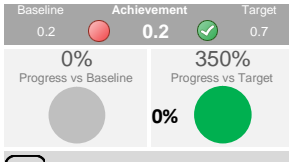
Crude Mortality Rate (CMR) - per 1,000 population/month (1)

Consultation per clinician per day (2)

Under 5 Mortality Rate (U5MR) - per 1,000 population/month (3)

Institutional delivery rate (4)

Prevalence of Global Acute Malnutrition (5)



MSF-CH, World Vision

1) Decrease from 0.4 in January to 0.2 February; 2) Slightly above the standards. Population is increasing on a daily basis due to new arrivals; 3) Decrease from 1.2 in January to 0.4 in February; 4) Slightly reduced below SPHERE standard.

2) Nduta camp continue to receive new arrivals on a daily basis thereby passing additional burden to the existing health facilities. However, MSF continue to work on increasing access to health services.

LIVELIHOODS *

Monitoring Frequency:
 Monitoring Date:

# of refugees trained			# of start-up kits/cash provided			# of households provided with agricultural inputs			# of refugee micro entrepreneurs supported			# of refugees provided with financial services		
Baseline	Achievement	Target	Baseline	Achievement	Target	Baseline	Achievement	Target	Baseline	Achievement	Target	Baseline	Achievement	Target
no data	no data		no data	no data	9870	no data	no data	6700	no data	no data	31150	no data	no data	2250
Progress vs Baseline	Progress vs Target		Progress vs Baseline	Progress vs Target		Progress vs Baseline	Progress vs Target		Progress vs Baseline	Progress vs Target		Progress vs Baseline	Progress vs Target	

WASH

Monitoring Frequency: Monthly
 Monitoring Date: 28/2/2017

# litres of safe drinking water per persons per day (1)			# of persons per usable tap (2)			% of population reached by hygiene promotion activities (3)			% of households with family latrines (4)			# people per latrine stance (5)		
Baseline	Achievement	Target	Baseline	Achievement	Target	Baseline	Achievement	Target	Baseline	Achievement	Target	Baseline	Achievement	Target
16	22	20	250	171	200	87	68	100	20	17	40	20	16	20
34% Progress vs Baseline	108% Progress vs Target		46% Progress vs Baseline	117% Progress vs Target		-22% Progress vs Baseline	68% Progress vs Target		-18% Progress vs Baseline	41% Progress vs Target		-20% Progress vs Baseline	16% Progress vs Target	
0%			0%			32%			59%			84%		

OXFAM 1) Daily water production report; 2) WMS report; 3) source of baseline is KAP VS WMS; 4) Household latrine constructed against total household; 5) WMS report, reported pop/drop holes.

FOOD

Monitoring Frequency: Weekly
 Monitoring Date:

% of refugees receiving timely monthly food assistance (1)			% of required food quantity distributed (2,100 kcal) (2)			# of refugee families assisted with cash transfer for food purchase			Post Distribution Monitoring Conducted			CHS Conducted		
Baseline	Achievement	Target	Baseline	Achievement	Target	Baseline	Achievement	Target	Baseline	Achievement	Target	Baseline	Achievement	Target
100	99	100	100	57	100	N/A	N/A	14000	Yes	No	Yes	Yes	No	Yes
-1% Progress vs Baseline	99% Progress vs Target		-43% Progress vs Baseline	57% Progress vs Target		N/A	N/A		-100% Progress vs Baseline	0% Progress vs Target		-100% Progress vs Baseline	0% Progress vs Target	
1%			43%						100%			100%		

TWESA, World Vision 1) 775 individuals did not show up at distribution; 2) Ration reduction.

CCCM

Monitoring Frequency:
 Monitoring Date:

% families receiving core relief items			% of population who received dignity supplies (1)			# of joint assessment			% of actors regularly participating in UNHCR coordination meetings			PDMs conducted		
Baseline	Achievement	Target	Baseline	Achievement	Target	Baseline	Achievement	Target	Baseline	Achievement	Target	Baseline	Achievement	Target
100	99	60	no data	no data	60	6	3	1	50	60	100	Yes	No	Yes
-1% Progress vs Baseline	165% Progress vs Target					-50% Progress vs Baseline	300% Progress vs Target		20% Progress vs Baseline	60% Progress vs Target		-100% Progress vs Baseline	0% Progress vs Target	
0%						0%			40%			100%		

DRC, UNHCR, MHA 1) Distribution done under CSB supervision. Monitoring will be done by CCCM starting from next Month.

SHELTER & SITE PLANNING

Monitoring Frequency: Weekly
 Monitoring Date: 17-03-2017

% of households living in adequate dwellings (Transitional Shelters)			# of Km of road constructed and maintained			# of educational facilities constructed or improved			% of households provided with emergency shelters			Average camp area per person (m2)		
Baseline	Achievement	Target	Baseline	Achievement	Target	Baseline	Achievement	Target	Baseline	Achievement	Target	Baseline	Achievement	Target
no data	20	36	85.9	43	54	no data	9	29	no data	100	100	no data	305	45
	56% Progress vs Target		-50% Progress vs Baseline	80% Progress vs Target			31% Progress vs Target			100% Progress vs Target			678% Progress vs Target	
	44%			20%			69%			0%			0%	

AIRD, DRC, TWESA

CR/NI/ & TRANSPORT/LOGISTIC

Monitoring Frequency: Monthly
 Monitoring Date: 31/2/2017

% of vehicles in adequate condition			% core relief item kits requested, delivered			% of soap requested, delivered per month			% of generators fully functioning and maintained			% of persons transported with their belongings		
Baseline	Achievement	Target	Baseline	Achievement	Target	Baseline	Achievement	Target	Baseline	Achievement	Target	Baseline	Achievement	Target
97	95	100	100	100	100	100	100	100	100	100	100	no data	no data	100
-2% Progress vs Baseline	95% Progress vs Target		0% Progress vs Baseline	100% Progress vs Target		0% Progress vs Baseline	100% Progress vs Target		0% Progress vs Baseline	100% Progress vs Target				
5%			0%			0%			0%					

DRC, IRC, TWESA, AIRD, UNHCR 2) All requested quantities were released; 1) All requested quantities were released.

ENVIRONMENT & ENERGY

Monitoring Frequency:
 Monitoring Date:

Availability of energy efficient cooking programmes, which includes a reduction in reliance of firewood for cooking			Availability of water conservation plans			Availability of woodland management plans			Availability of gender inclusive environment and wellbeing committees		
Baseline	Achievement	Target	Baseline	Achievement	Target	Baseline	Achievement	Target	Baseline	Achievement	Target
no	no	yes	no	yes	yes	yes	yes	yes	no	yes	yes
0% Progress vs Baseline	0% Progress vs Target		100% Progress vs Baseline	100% Progress vs Target		0% Progress vs Baseline	100% Progress vs Target		100% Progress vs Baseline	100% Progress vs Target	
100%			0%			0%			0%		