

Total Active Registered Iraqis

62,658

Standard Age and Gender

Age	0-4	5-11	12-17	18-35	36-59	60+	Total	%
Female	2,250	4,669	2,989	9,139	8,022	3,278	30,347	48.4%
Male	2,387	5,184	3,350	10,267	8,310	2,813	32,311	51.6%
Total	4,637	9,853	6,339	19,406	16,332	6,091	62,658	100%
	7.4%	15.7%	10.1%	31.0%	26.1%	9.7%		

Place of Origin

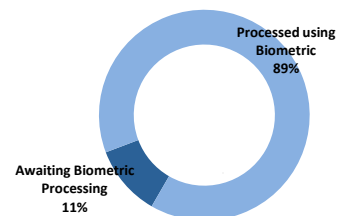
Baghdad	32,416	51.7%
Erbil	6,893	11.0%
Basrah	4,113	6.6%
Anbar	3,818	6.1%
Ninewa	3,732	6.0%
Dahuk	2,592	4.1%
Salah al-Din	1,313	2.1%
Thi-Qar	1,252	2.0%
Diyala	1,069	1.7%
Tameem	1,034	1.7%
Missan	568	0.9%
Muthanna	540	0.9%
Sulaymaniyah	511	0.8%
Babylon	452	0.7%
Wassit	353	0.6%
Najaf	303	0.5%
Qadissiya	213	0.3%
Kerbala	201	0.3%
Other	1,285	2.1%

Specific Needs

Serious medical condition	6,553	10.5%
Disability	2,398	3.8%
Specific legal and physical protection needs	1,987	3.2%
Child at risk	1,978	3.2%
Woman at risk	1,731	2.8%
Single parent	1,029	1.6%
Older person at risk	762	1.2%
Unaccompanied or separated child	170	0.3%
Total	16,608	26.5%

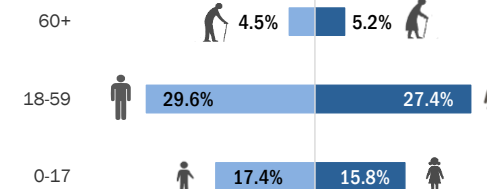
* An individual can have more than one specific need

Biometric Statistics (IRIS)



UNHCR Jordan

Age-Gender Breakdown

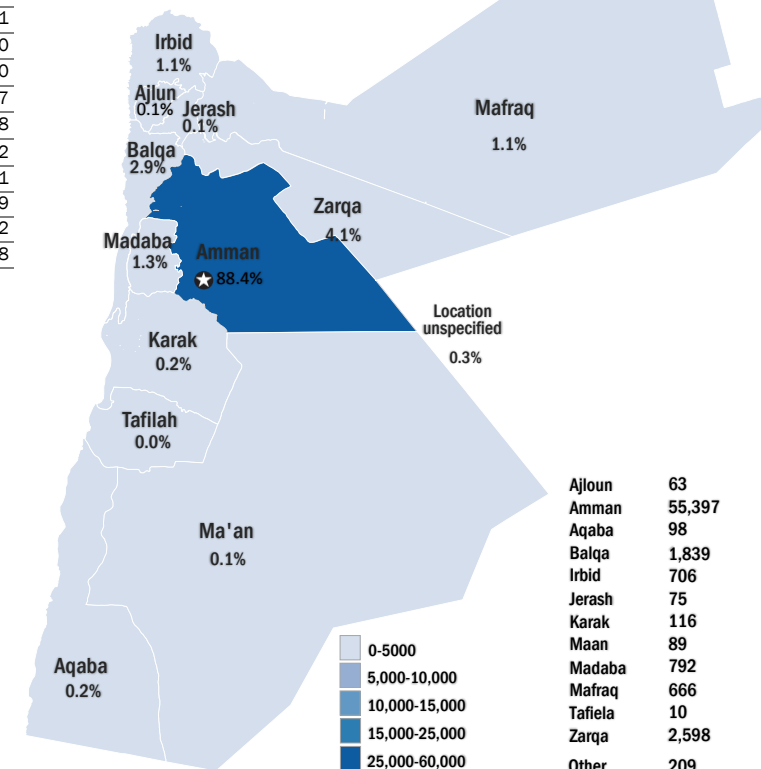


60+	6,091	9.7%
18-59	35,738	57.0%
0-17	20,829	33.2%

Arrivals

	Arrival	Registration
Pre-2006	4,406	72,669
2006	3,475	4,689
2007	2,297	31,285
2008	1,198	9,761
2009	1,531	6,840
2010	2,175	7,980
2011	2,653	7,767
2012	2,814	4,088
2013	5,075	5,392
2014	17,440	21,541
2015	8,645	9,869
2016	9,385	10,562
2017	1,564	2,468

UNHCR Registered Iraqis



Ajloun	63
Amman	55,397
Aqaba	98
Balqa	1,839
Irbid	706
Jerash	75
Karak	116
Ma'an	89
Madaba	792
Mafraq	666
Tafilah	10
Zarqa	2,598
Other	209

Iraqi Arrival & Registration Trends since Jan 2013

