

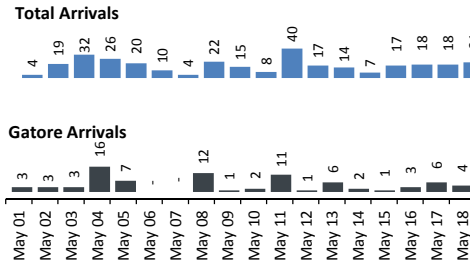
Registration Statistics

Registered from 16-18 May 2017

Mahama	152
Kigali	
Nyarushishi	
<b>Total</b>	<b>152</b>

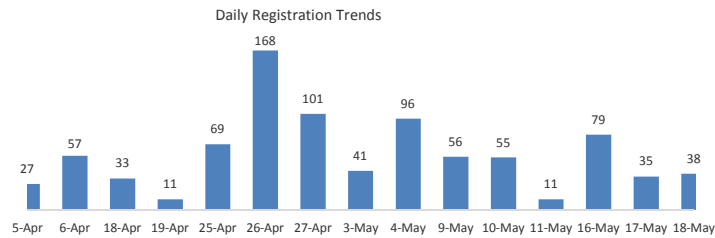
Camp / Reception Centre Population

Bugesera*	250	133
Nyanza*	68	41
Nyarushishi*	2	2
Mahama	53,646	18,634
Gatore*	147	123
Kigali	28,292	14,186
Huye	3,269	1,254
<b>Total</b>	<b>85,674</b>	<b>34,373</b>



<b>85,674</b>	<b>Total Active Refugees</b>
<b>85,040</b>	Registered L2
<b>634</b>	Registered L1**
<b>9,686</b>	Temporarily Inactivated***
<b>95,360</b>	Active + Inactive Refugees

Kigali Arrivals: 14 Huye Arrivals: 3 Bugesera Arrivals: 0



Area of Origin

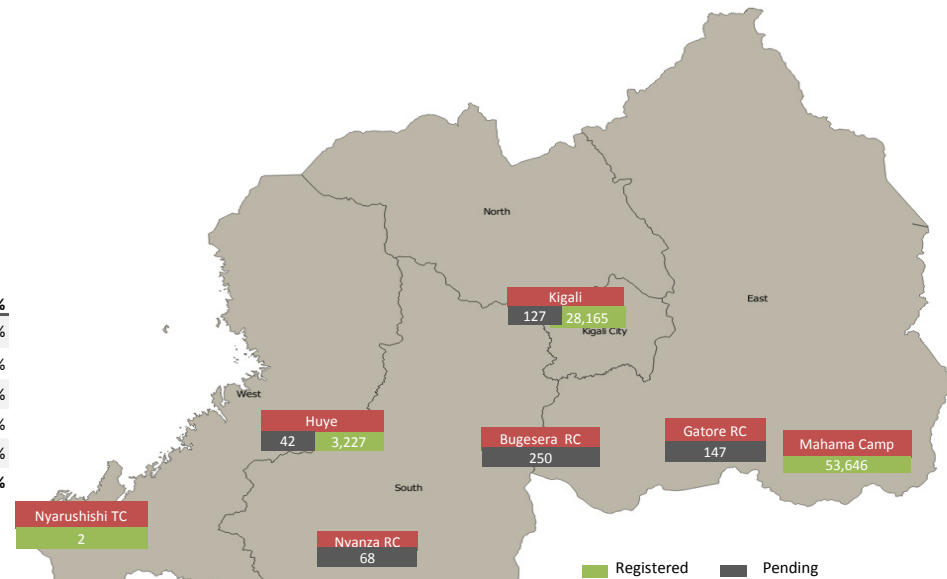
Area of Origin	Count	%
Kirundo	36,520	43%
Bujumbura Mairie	30,875	36%
Muyinga	8,006	9%
Ngozi	2,714	3%
Karuzi	1,178	1%
Kayanza	965	1%
Cibitoke	927	1%
Gitega	609	1%
Bubanza	483	1%
Ruyigi	467	1%
Others	2,296	3%
<b>Total</b>	<b>85,040</b>	

Age Cohort

Age Cohort	Female	Male	Total	%
0 - 4 years	6,310	6,533	12,843	15%
5 - 11 years	7,770	7,896	15,666	18%
12 - 17 years	5,366	5,656	11,022	13%
18 - 59 years	21,557	22,136	43,693	51%
60 + years	1,163	653	1,816	2%
<b>Total</b>	<b>42,166</b>	<b>42,874</b>	<b>85,040</b>	<b>100%</b>

Dependants of Burundian Refugees - Other Nationalities

Origin	Female	Male	Total
Rwanda	270	25	295
Tanzania	2	1	3
Belgium	1		1
Kenya	1		1
Uganda	1		1
<b>Total</b>	<b>275</b>	<b>26</b>	<b>301</b>



\* Source: MIDIMAR. All other sources are UNHCR

\*\* Individuals registered in Nyanza, Gatore, Bugesera RCs have undergone level 1 biometric registration

\*\*\* Inactivated due to absence at food distribution for 3 or more consecutive months in Sep 2015 - April 2017 (8,229) or spontaneous departure to BDI (1,457)

For more information please visit our website: <http://data2.unhcr.org/en/situations/burundi/location/2006>