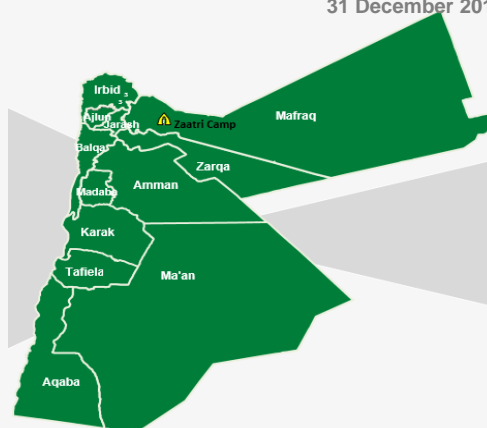
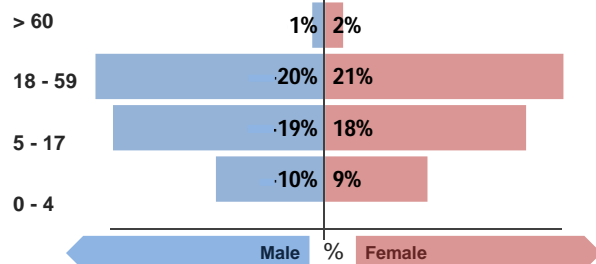




Refugee population

Total refugee population: **79,713**

Demographic breakdown:



Key facts

Camp opened:
July 2012

Indicators at a glance

1 Health utilisation rate	7.7	X
2 Number of consultations per clinician per day	37	✓
3 Hospitalisation rate (/1000/month)	4.5	
4 % deliveries attended by skilled personnel	100%	✓
5 Crude Mortality Rate (CMR) (/1000/month)	0.3	✓
6 Under-five Mortality Rate (U5MR) (/1000/month)	0.4	✓
7 Neonatal Mortality Rate (NNMR) (/1000 livebirths)	18.5	X

Notes

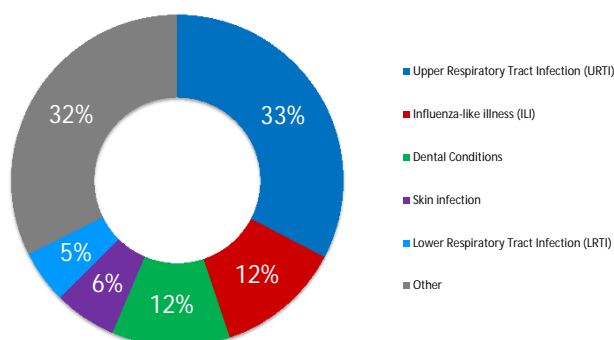
This public health profile for Za'atri refugee camp is compiled from health facility data from the following partners:

- IMC Clinic
- JHAS Clinic
- Moroccan Field Hospital
- RAF Qatari Clinic
- Saudi Clinic
- IRC Clinic
- AMR Clinic 1 (Comprehensive Charitable Medical Center)
- AMR Clinic 2 (Maternity and Childhood center)

Data is collected using standardised Health Information System (HIS) data collection and

Morbidity

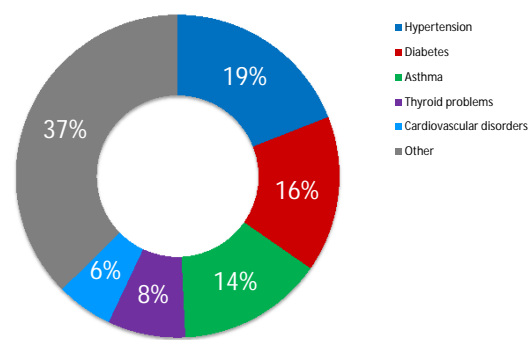
Acute health conditions (%)



Top 5 acute health conditions

	% morbidity	# of cases
1 Upper Respiratory Tract Infection (URTI)	33%	29,938
2 Influenza-like illness (ILI)	12%	11,203
3 Dental Conditions	12%	10,543
4 Skin infection	6%	5,592
5 Lower Respiratory Tract Infection (LRTI)	5%	4,745
- Other	32%	29,633

Chronic health conditions (%)



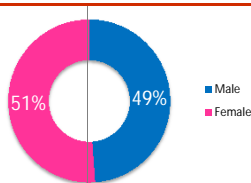
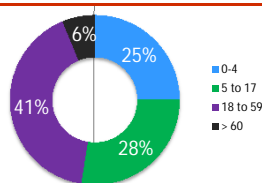
Top 5 chronic health conditions

	% morbidity	# of cases
1 Hypertension	19%	5,004
2 Diabetes	16%	4,113
3 Asthma	15%	3,830
4 Thyroid problems	8%	2,041
5 Cardiovascular disorders	6%	1,483
- Other	37%	9,822

Breakdown of acute health conditions

by age

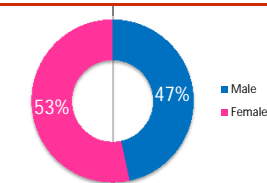
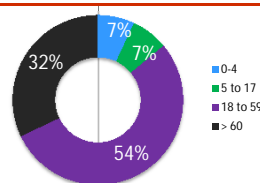
by gender



Breakdown of chronic health conditions

by age

by gender



UNHCR gratefully acknowledges the support of the following partners:



Public Health

Health Impact

Indicator	Standard
Crude Mortality Rate (CMR) (/1000/month)	0.3 < 0.51 ✓
Under-five Mortality Rate (U5MR) (/1000/month)	0.4 < 1.5 ✓
Neonatal Mortality Rate (NNMR) (/1000 livebirths)	18.5 < 14.9 ✗

Access and utilization

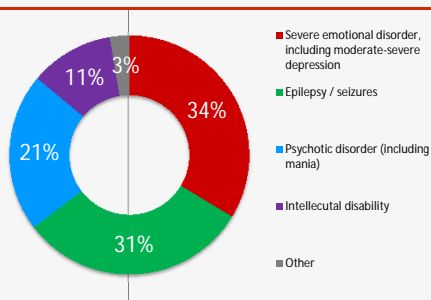
No. of health facilities	1 : 9965	1 : < 10,000	✗
Total number of consultations	153,591		
Health utilisation rate	7.7	1 - 4	✗
No. of consultations per trained clinician per day	37	< 50	✓

Outbreak Alert and Response

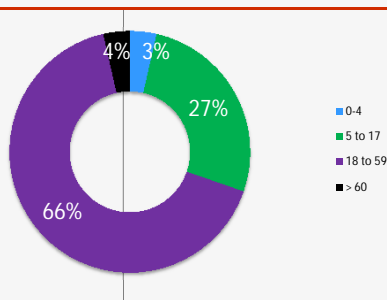
Indicator	Standard
Number of outbreaks reported	0
% of outbreaks investigated within 48 hours	100%
Laboratory	
Number of laboratory samples	77,333

Breakdown of mental health conditions

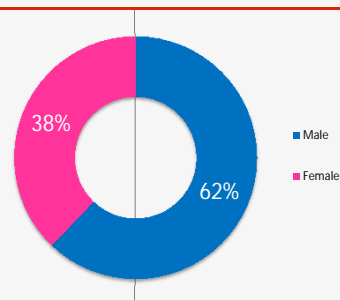
By cause



By age

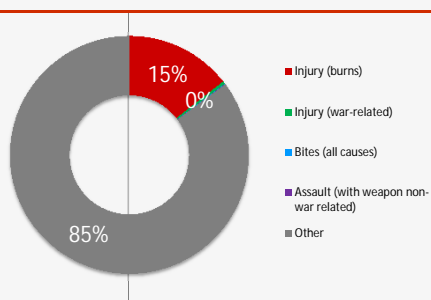


By gender

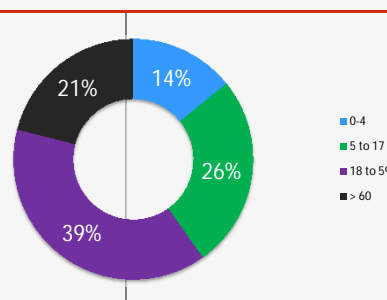


Breakdown of injuries

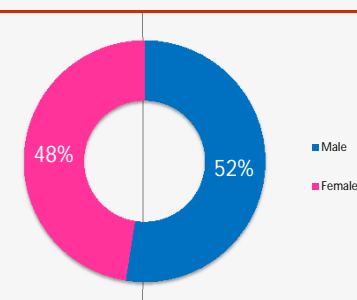
By cause



By age



By gender



In-patient and referral

In-patient department

Indicator	Standard
Hospitalisation rate (/1000/year)	53.5 50 - 150
Bed occupancy rate	30% > 75% ✗
Mean length of stay for authorised discharges (days)	0.9

Indicator	Standard
Overall case fatality rate	0%
Proportion of deaths within 24 hours of admission	0%

Reproductive Health

Antenatal care

Indicator	Standard
Coverage of antenatal care (4 or more visits)	73% ≥ 90% ✗
Coverage of TT vaccination	75% ≥ 90% ✗
Coverage of anaemia screening in pregnancy	94% ≥ 90% ✓

Delivery care

Proportion of deliveries attended by skilled personnel	100%	≥ 90%	✓
Proportion of deliveries performed by caesarean section	32%	5 - 15%	✗
Proportion of low birth weight deliveries (<2500g)	0%	< 15%	✓

Maternal mortality

Number of maternal deaths reported	1		
% of maternal deaths investigated	100%	100%	

Postnatal care

Coverage of postnatal care	63%	≥ 90%	✗
----------------------------	-----	-------	---

Sexual and Gender-based Violence

Incidence of rape (reported cases/10,000/year)*	0.0	^	✓
% of rape survivors who received PEP*** < 72 hours		100%	^
% of rape survivors who received ECP**** < 120 hours		100%	^
% of rape survivors who received STI**** prophylaxis < 2 wks		100%	^

*Only includes rapes reported at health facilities **Post-exposure prophylaxis ***Emergency contraceptive pill
****Sexually transmitted infection



View interactive maps
and statistics online
<http://twine.unhcr.org>

Legend:

- Standard met
- Standard borderline
- Standard not met
- Interpret data with care
- Data missing

