

Total Active Registered Syrians

660,154



Urban

519,021

78.6%



Camps

141,133

21.4%

Standard Age and Gender

Age	0-4	5-11	12-17	18-35	36-59	60+	Total	%
Female	49,591	70,611	43,628	98,213	57,129	14,539	333,711	50.6%
Male	52,698	74,474	45,816	93,906	49,305	10,244	326,443	49.4%
Total	102,289	145,085	89,444	192,119	106,434	24,783	660,154	100%
	15.5%	22.0%	13.5%	29.1%	16.1%	3.8%		

Place of Origin

Dar'a	276,114	41.8%
Homs	104,954	15.9%
Rural Damascus	78,388	11.9%
Aleppo	67,319	10.2%
Damascus	49,254	7.5%
Hama	34,105	5.2%
Ar-raqqa	16,519	2.5%
Idleb	10,896	1.7%
Deir-ez-zor	6,562	1.0%
Al-hasakeh	5,223	0.8%
Quneitra	2,823	0.4%
As-sweida	1,520	0.2%
Lattakia	1,326	0.2%
Tartous	369	0.1%
Other	4,782	0.7%

Specific Needs

Child at risk	47,935	7.3%
Serious medical condition	46,169	7.0%
Specific legal and physical protection needs	39,637	6.0%
Single parent	21,215	3.2%
Woman at risk	19,175	2.9%
Disability	19,074	2.9%
Older person at risk	5,960	0.9%
Unaccompanied or separated child	4,164	0.6%
Total	203,329	30.8%

* An individual can have more than one specific need

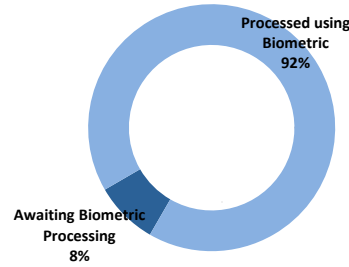
Arrivals

Pre-2011	33,189	5.0%
2011	22,555	3.4%
2012	170,012	25.8%
2013	292,261	44.3%
2014	80,345	12.2%
2015	33,325	5.0%
2016	44,001	6.7%
2017	7,021	1.1%

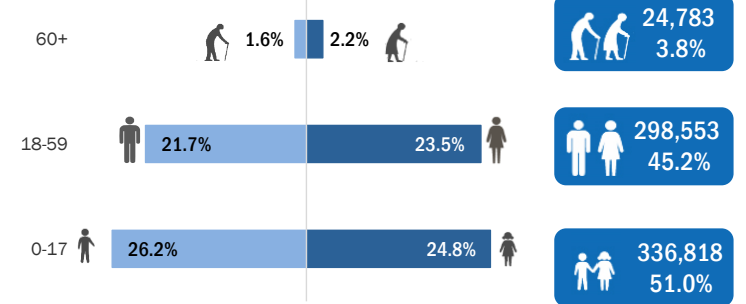
Registration Trend

2011	2,360	0.2%
2012	129,339	12.6%
2013	665,201	64.8%
2014	121,385	11.8%
2015	41,032	4.0%
2016	53,623	5.2%
2017	13,197	1.3%

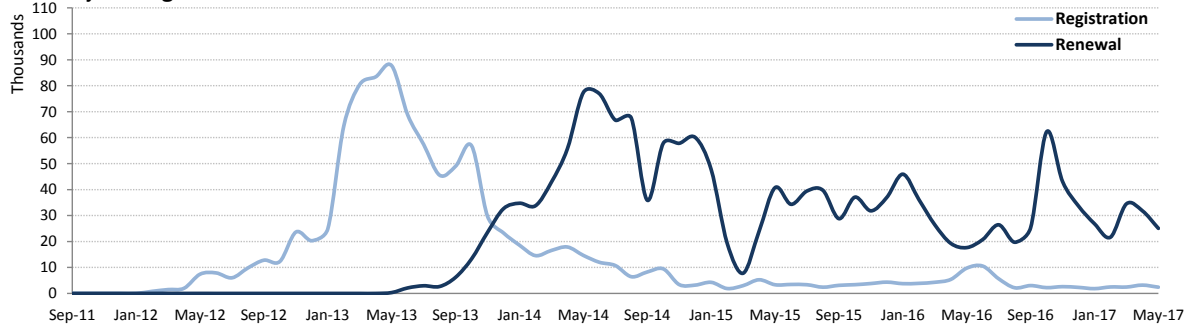
Biometric Statistics (IRIS)



Age-Gender Breakdown

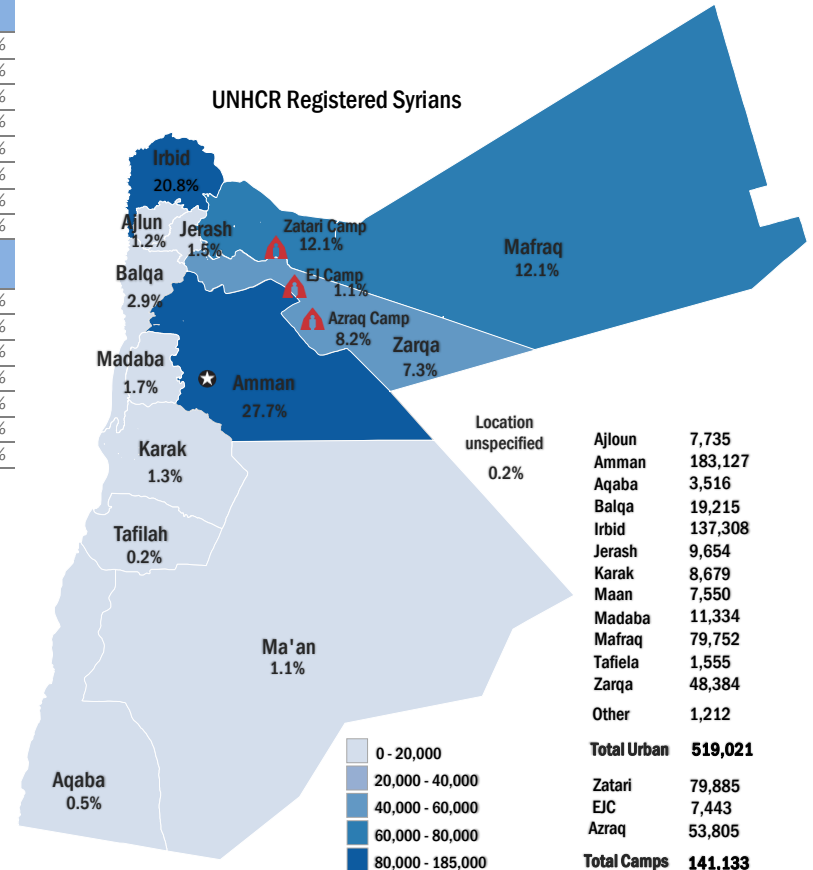


Syrian Registration Trend since 01 March 2011



Interagency Portal: <http://data.unhcr.org/Syrianrefugees>
 UNHCR on the web: <http://www.unhcr.org> ; <http://www.unhcr.org>
 UNHCR on Social network: <http://www.facebook.com/UNHCRJordan> ; <http://twitter.com/ZaatariCamp>
 DAG Jordan

UNHCR Registered Syrians



* Coloured map only reflects refugees living outside camps.