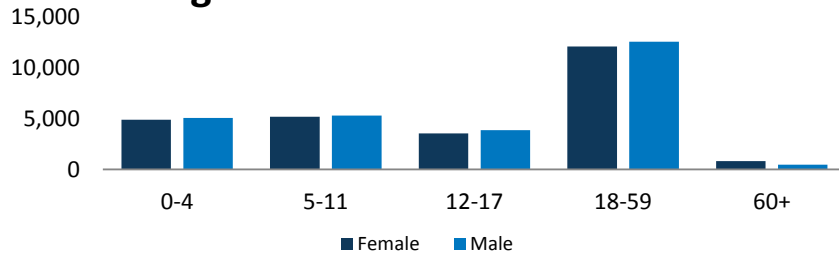


TOTAL REGISTERED REFUGEES AND ASYLUM SEEKERS
53,955
Age and Gender Breakdown

AGE AND GENDER BREAKDOWN

Age	0-4	5-11	12-17	18-59	60+	Total	%
Female	4,896	5,199	3,551	12,142	816	26,604	49%
Male	5,086	5,327	3,882	12,592	464	27,351	51%
Total	9,982	10,526	7,433	24,734	1,280	53,955	
%	18.5%	19.5%	13.8%	45.8%	2.4%	100%	

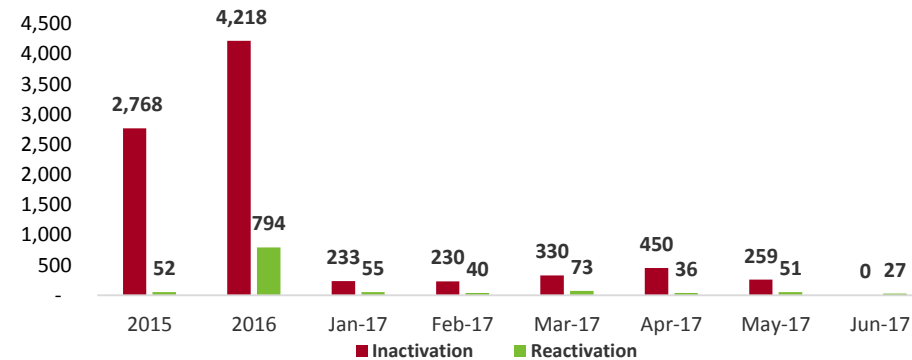
Children
51.8%

27,834
18-59
45.8%

24,600
60+
2.4%

1,273
SPECIFIC NEEDS

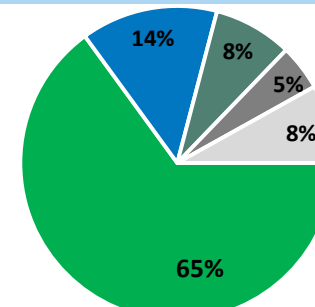
Child at risk	41	1%
Disability	945	20%
Family unity	253	5%
Older person at risk	786	17%
Serious medical condition	874	19%
Single parent	60	1%
Specific legal and physical protection needs	201	4%
Torture	15	0%
Unaccompanied and separated child	1,264	27%
Woman at risk	229	5%

Inactivation and Reactivation (of inactivated) due to missing 3 cycles of general food distribution

Weekly Registration
Week 23th June- 29th June 2017

Female	Male	Total
108	133	241

WRA*(15-49)
12,856
WRA*(12-49) For Pads
14,749

*WRA: Women in Reproductive Age

TOP 5 AREAS OF ORIGIN


■ Kirundo

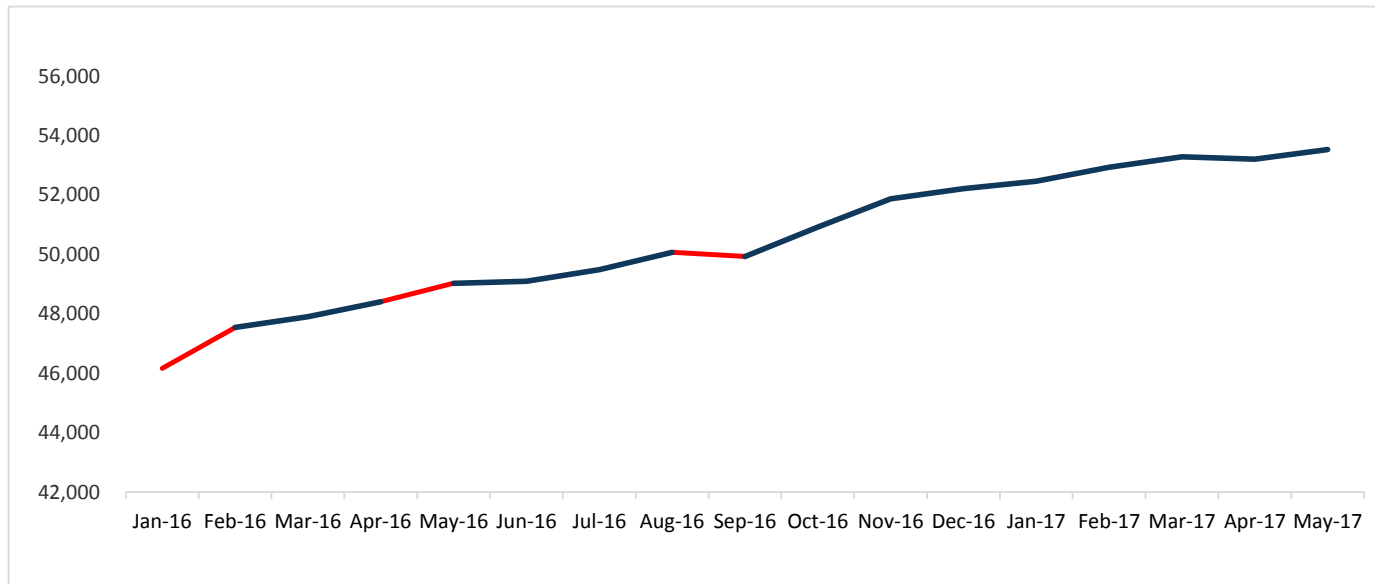
■ Muyinga

■ Bujumbura Mairie

■ Ngozi

■ Others

GROWTH POPULATION TRENDS



Families

Size	Total	%
1	7790	41.80%
2	2231	11.97%
3	2356	12.64%
4	1935	10.38%
5	1671	8.97%
6	1229	6.60%
7	706	3.79%
8	408	2.19%
9	181	0.97%
10	88	0.47%
11	33	0.18%
12	6	0.03%
13	1	0.01%
Total	18,635	100.0%

Age and Gender Breakdown details

Age Cohort	Female	Male	Total
0 - 5	5754	5997	11751
6 - 12	4996	5079	10075
10 - 14	3088	3153	6241
15 - 19	2637	2918	5555
13 - 18	3323	3713	7036
20 - 24	2656	2824	5480
19 -59	11715	12098	23813
60+	816	464	1280

Age Cohort	Female	Male	Total
0-6 months	698	723	1421
0-9 months	1055	1071	2126
6-23 months	1711	1786	3497
0-12 months	1348	1388	2736
0-35 months	3282	3370	6652
0-2 years	3282	3370	6652
3 yrs	824	910	1734
4-5 years	1648	1717	3365
6 years	854	917	1771
7 -12 years	4142	4162	8304



indegO * africa

